

BREVITAL SODIUM- methohexital sodium injection, powder, lyophilized, for solution
Par Pharmaceutical, Inc.

BREVITAL®
(methohexital sodium) for injection, USP

CIV

For Intravenous Use in Adults

For Rectal and Intramuscular Use Only in Pediatric Patients

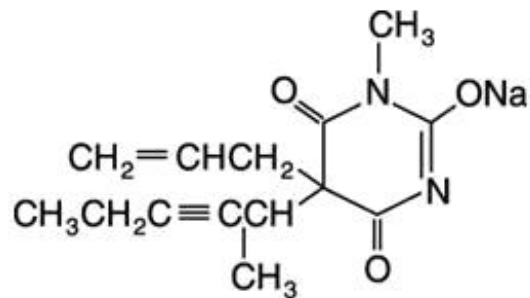
WARNING

BREVITAL should be used only in hospital or ambulatory care settings that provide for continuous monitoring of respiratory (e.g. pulse oximetry) and cardiac function. Immediate availability of resuscitative drugs and age- and size-appropriate equipment for bag/valve/mask ventilation and intubation and personnel trained in their use and skilled in airway management should be assured. For deeply sedated patients, a designated individual other than the practitioner performing the procedure should be present to continuously monitor the patient. (See WARNINGS.)

DESCRIPTION

BREVITAL® (methohexital sodium, USP) for injection, is 2,4,6 (1*H*, 3*H*, 5*H*)-Pyrimidinetrione, 1-methyl-5-(1-methyl-2-pentynyl)-5-(2-propenyl)-, (±)-, monosodium salt and has the empirical formula C₁₄H₁₇N₂NaO₃. Its molecular weight is 284.29.

The structural formula is as follows:



Methohexital sodium is a rapid, ultrashort-acting barbiturate anesthetic. Methohexital sodium for injection is a freeze-dried, sterile, nonpyrogenic mixture of methohexital sodium with 6% anhydrous sodium carbonate added as a buffer. It contains not less than 90% and not more than 110% of the labeled amount of methohexital sodium. It occurs as a white, freeze-dried plug that is freely soluble in water.

This product is oxygen sensitive. The pH of the 1% solution is between 10 and 11; the pH of the 0.2% solution in 5% dextrose is between 9.5 and 10.5.

Methohexital sodium may be administered by direct intravenous injection or continuous intravenous drip, intramuscular or rectal routes (see **PRECAUTIONS/Pediatric Use**). Reconstituting instructions vary depending on the route of administration (see **DOSAGE AND ADMINISTRATION**).

CLINICAL PHARMACOLOGY

Compared with thiamylal and thiopental, methohexital is at least twice as potent on a weight basis, and its duration of action is only about half as long. Although the metabolic fate of methohexital in the body is not clear, the drug does not appear to concentrate in fat depots to the extent that other barbiturate anesthetics do. Thus, cumulative effects are fewer and recovery is more rapid with methohexital than with thiobarbiturates. In experimental animals, the drug cannot be detected in the blood 24 hours after administration.

Methohexital differs chemically from the established barbiturate anesthetics in that it contains no sulfur. Little analgesia is conferred by barbiturates; their use in the presence of pain may result in excitation.

Intravenous administration of methohexital results in rapid uptake by the brain (within 30 seconds) and rapid induction of sleep.

Following intramuscular administration to pediatric patients, the onset of sleep occurs in 2 to 10 minutes. A plasma concentration of 3 mcg/mL was achieved in pediatric patients 15 minutes after an intramuscular dose (10 mg/kg) of a 5% solution. Following rectal administration to pediatric patients, the onset of sleep occurs in 5 to 15 minutes. Plasma methohexital concentrations achieved following rectal administration tend to increase both with dose and with the use of more dilute solution concentrations when using the same dose. A 25 mg/kg dose of a 1% methohexital solution yielded plasma concentrations of 6.9 to 7.9 mcg/mL 15 minutes after dosing. The absolute bioavailability of rectal methohexital sodium is 17%.

With single doses, the rate of redistribution determines duration of pharmacologic effect. Metabolism occurs in the liver through demethylation and oxidation. Side-chain oxidation is the most important biotransformation involved in termination of biologic activity. Excretion occurs via the kidneys through glomerular filtration.

INDICATIONS AND USAGE

BREVITAL can be used in adults as follows:

- 1. For *intravenous* induction of anesthesia prior to the use of other general anesthetic agents.
- 2. For *intravenous* induction of anesthesia and as an adjunct to subpotent inhalational anesthetic agents (such as nitrous oxide in oxygen) for short surgical procedures; BREVITAL may be given by infusion or intermittent injection.
- 3. For use along with other parenteral agents, usually narcotic analgesics, to supplement subpotent inhalational anesthetic agents (such as nitrous oxide in oxygen) for longer surgical procedures.
- 4. As *intravenous* anesthesia for short surgical, diagnostic, or therapeutic procedures associated with minimal painful stimuli (see **WARNINGS**).
- 5. As an agent for inducing a hypnotic state.

BREVITAL can be used in pediatric patients older than 1 month as follows:

- 1. For rectal or *intramuscular induction* of anesthesia prior to the use of other general anesthetic agents.
- 2. For rectal or *intramuscular induction* of anesthesia and as an adjunct to subpotent inhalational anesthetic agents for short surgical procedures.
- 3. As rectal or *intramuscular* anesthesia for short surgical, diagnostic, or therapeutic procedures associated with minimal painful stimuli.

CONTRAINDICATIONS

BREVITAL is contraindicated in patients in whom general anesthesia is contraindicated, in those with latent or manifest porphyria, or in patients with a known hypersensitivity to barbiturates.

WARNINGS

As with all potent anesthetic agents and adjuncts, BREVITAL should be used only in hospital or ambulatory care settings that provide for continuous monitoring of respiratory (e.g. pulse oximetry) and cardiac function. Immediate availability of resuscitative drugs and age- and size-appropriate equipment for bag/valve/mask ventilation and intubation and personnel trained in their use and skilled in airway management should be assured. For deeply sedated patients, a designated individual other than the practitioner performing the procedure should be present to continuously monitor the patient.

Maintenance of a patent airway and adequacy of ventilation must be ensured during induction and maintenance of anesthesia with methohexital sodium solution. Laryngospasm is common during induction with all barbiturates and may be due to a combination of secretions and accentuated reflexes following induction or may result from painful stimuli during light anesthesia. Apnea/hypoventilation may be noted during induction, which may impair pulmonary ventilation; the duration of apnea may be longer than that produced by other barbiturate anesthetics. Cardiorespiratory arrest may occur.

This prescribing information describes intravenous use of methohexital sodium in adults. It also discusses intramuscular and rectal administration in pediatric patients older than one month. Although the published literature discusses intravenous administration in pediatric patients, the safety and effectiveness of intravenous administration of methohexital sodium in pediatric patients have not been established in well-controlled, prospective studies. (See **PRECAUTIONS/Pediatric Use.**)

Seizures may be elicited in subjects with a previous history of convulsive activity, especially partial seizure disorders.

Because the liver is involved in demethylation and oxidation of methohexital and because barbiturates may enhance preexisting circulatory depression, severe hepatic dysfunction, severe cardiovascular instability, or a shock-like condition may be reason for selecting another induction agent.

Prolonged administration may result in cumulative effects, including extended somnolence, protracted unconsciousness, and respiratory and cardiovascular depression. Respiratory depression in the presence of an impaired airway may lead to hypoxia, cardiac arrest, and death.

The CNS-depressant effect of BREVITAL may be additive with that of other CNS depressants, including ethyl alcohol and propylene glycol.

DANGER OF INTRA-ARTERIAL INJECTION—Unintended intra-arterial injection of barbiturate solutions may be followed by the production of platelet aggregates and thrombosis, starting in arterioles distal to the site of injection. The resulting necrosis may lead to gangrene, which may require amputation. The first sign in conscious patients may be a complaint of fiery burning that roughly follows the distribution path of the injected artery; if noted, the injection should be stopped immediately and the situation reevaluated. Transient blanching may or may not be noted very early; blotchy cyanosis and dark discoloration may then be the first sign in anesthetized patients. There is no established treatment other than prevention. The following should be considered prior to injection:

1. The extent of injury is related to concentration. Concentrations of 1% methohexital will usually suffice; higher concentrations should ordinarily be avoided.
2. Check the infusion to ensure that the catheter is in the lumen of a vein before injection.

Injection through a running intravenous infusion may enhance the possibility of detecting arterial placement; however, it should be remembered that the characteristic bright-red color of arterial blood is often altered by contact with drugs. The possibility of aberrant arteries should always be considered.

Post injury arterial injection of vasodilators and/or arterial infusion of parenteral fluids are generally regarded to be of no value in altering outcome. Animal experiments and published individual case reports concerned with a variety of arteriolar irritants, including barbiturates, suggest that 1 or more of the following may be of benefit in reducing the area of necrosis:

1. Arterial injection of heparin at the site of injury, followed by systemic anticoagulation.

2. Sympathetic blockade (or brachial plexus blockade in the arm).
3. Intra-arterial glucocorticoid injection at the site of injury, followed by systemic steroids.
4. A case report (nonbarbiturate injury) suggests that intra-arterial urokinase may promote fibrinolysis, even if administered late in treatment.

If extravasation is noted during injection of methohexital, the injection should be discontinued until the situation is remedied. Local irritation may result from extravasation; subcutaneous swelling may also serve as a sign of arterial or periarterial placement of the catheter.

Pediatric Neurotoxicity

Published animal studies demonstrate that the administration of anesthetic and sedation drugs that block NMDA receptors and/or potentiate GABA activity increase neuronal apoptosis in the developing brain and result in long-term cognitive deficits when used for longer than 3 hours. The clinical significance of these findings is not clear. However, based on the available data, the window of vulnerability to these changes is believed to correlate with exposures in the third trimester of gestation through the first several months of life, but may extend out to approximately three years of age in humans. (See **PRECAUTIONS/Pregnancy, Pediatric Use, and ANIMAL TOXICOLOGY AND/OR PHARMACOLOGY.**)

Some published studies in children suggest that similar deficits may occur after repeated or prolonged exposures to anesthetic agents early in life and may result in adverse cognitive or behavioral effects. These studies have substantial limitations, and it is not clear if the observed effects are due to the anesthetic/sedation drug administration or other factors such as the surgery or underlying illness.

Anesthetic and sedation drugs are a necessary part of the care of children needing surgery, other procedures, or tests that cannot be delayed, and no specific medications have been shown to be safer than any other. Decisions regarding the timing of any elective procedures requiring anesthesia should take into consideration the benefits of the procedure weighed against the potential risks.

PRECAUTIONS

General

All routes of administration of BREVITAL are often associated with hiccups, coughing, and/or muscle twitching, which may also impair pulmonary ventilation. Following induction, temporary hypotension and tachycardia may occur.

Recovery from methohexital anesthesia is rapid and smooth. The incidence of postoperative nausea and vomiting is low if the drug is administered to fasting patients. Postanesthetic shivering has occurred in a few instances.

The usual precautions taken with any barbiturate anesthetic should be observed with BREVITAL. The drug should be used with caution in patients with asthma, obstructive pulmonary disease, severe hypertension or hypotension, myocardial disease, congestive heart failure, severe anemia, or extreme obesity.

Methohexital sodium should be used with extreme caution in patients in status asthmaticus. Caution should be exercised in debilitated patients or in those with impaired function of respiratory, circulatory, renal, hepatic, or endocrine systems.

Information for Patients

Risk of Drowsiness

When appropriate, patients should be instructed as to the hazards of drowsiness that may follow use of BREVITAL. Outpatients should be released in the company of another individual, and no skilled

activities, such as operating machinery or driving a motor vehicle, should be engaged in for 8 to 12 hours.

Effect of anesthetic and sedation drugs on early brain development

Studies conducted in young animals and children suggest repeated or prolonged use of general anesthetic or sedation drugs in children younger than 3 years may have negative effects on their developing brains. Discuss with parents and caregivers the benefits, risks, and timing and duration of surgery or procedures requiring anesthetic and sedation drugs (see **WARNINGS/Pediatric Neurotoxicity**).

Laboratory Tests

BSP and liver function studies may be influenced by administration of a single dose of barbiturates.

Drug Interactions

Prior chronic administration of barbiturates or phenytoin (e.g. for seizure disorder) appears to reduce the effectiveness of BREVITAL. Barbiturates may influence the metabolism of other concomitantly used drugs, such as phenytoin, halothane, anticoagulants, corticosteroids, ethyl alcohol, and propylene glycol-containing solutions.

Carcinogenesis, Mutagenesis, Impairment of Fertility

Carcinogenesis

Long-term animal studies to evaluate the carcinogenic potential of methohexital have not been conducted.

Mutagenesis

Methohexital was negative in the *in vitro* bacterial reverse mutation assay (Ames test) using *Salmonella typhimurium* strains TA97, TA98, TA100, and TA1535.

Impairment of Fertility

Reproduction studies in animals have revealed no evidence of impaired fertility.

Pregnancy

Risk Summary

There are no adequate and well-controlled studies in pregnant women. In animal reproduction studies, no adverse developmental effects were observed following administration of methohexital to pregnant rabbits and rats during organogenesis at doses up to 4 and 7 times the human dose respectively.

Published studies in pregnant primates demonstrate that the administration of anesthetic and sedation drugs that block NMDA receptors and/or potentiate GABA activity during the period of peak brain development increases neuronal apoptosis in the developing brain of the offspring when used for longer than 3 hours. There are no data on pregnancy exposures in primates corresponding to periods prior to the third trimester in humans (see Data).

The estimated background risk of major birth defects and miscarriage for the indicated population is unknown. All pregnancies have a background risk of birth defect, loss, or other adverse outcomes. In the U.S. general population, the estimated background risk of major birth defects and miscarriage in clinically recognized pregnancies is 2-4% and 15-20%, respectively.

Data

Animal Data

Reproduction studies have been performed in rabbits and rats at doses up to 4 and 7 times the human dose respectively and have revealed no evidence of harm to the fetus due to methohexital sodium.

In a published study in primates, administration of an anesthetic dose of ketamine for 24 hours on Gestation Day 122 increased neuronal apoptosis in the developing brain of the fetus. In other published studies, administration of either isoflurane or propofol for 5 hours on Gestation Day 120 resulted in increased neuronal and oligodendrocyte apoptosis in the developing brain of the offspring. With respect to brain development, this time period corresponds to the third trimester of gestation in the human. The clinical significance of these findings is not clear; however, studies in juvenile animals suggest neuroapoptosis correlates with long-term cognitive deficits. (See **WARNINGS/Pediatric Neurotoxicity, PRECAUTIONS/Pediatric Use, and ANIMAL TOXICOLOGY AND/OR PHARMACOLOGY.**)

Labor and Delivery

BREVITAL has been used in cesarean section delivery but, because of its solubility and lack of protein binding, it readily and rapidly traverses the placenta.

Nursing Mothers

Caution should be exercised when BREVITAL is administered to a nursing woman.

Pediatric Use

The safety and effectiveness of methohexital sodium in pediatric patients below the age of 1 month have not been established. Seizures may be elicited in subjects with a previous history of convulsive activity, especially partial seizure disorders. Apnea has been reported following dosing with methohexital regardless of the route of administration used. Studies using methohexital sodium intravenously in pediatric patients have been reported in the published literature. This literature is not adequate to establish the safety and effectiveness of intravenous administration of methohexital sodium in pediatric patients. Due to a variety of limitations such as study design, biopharmaceutic issues, and the wide range of effects observed with similar doses of intravenous methohexital, additional studies of intravenous methohexital in pediatric patients are necessary before this route can be recommended in pediatric patients. (See **WARNINGS.**)

Published juvenile animal studies demonstrate that the administration of anesthetic and sedation drugs, such as BREVITAL, that either block NMDA receptors or potentiate the activity of GABA during the period of rapid brain growth or synaptogenesis, results in widespread neuronal and oligodendrocyte cell loss in the developing brain and alterations in synaptic morphology and neurogenesis. Based on comparisons across species, the window of vulnerability to these changes is believed to correlate with exposures in the third trimester of gestation through the first several months of life, but may extend out to approximately 3 years of age in humans.

In primates, exposure to 3 hours of ketamine that produced a light surgical plane of anesthesia did not increase neuronal cell loss, however, treatment regimens of 5 hours or longer of isoflurane increased neuronal cell loss. Data from isoflurane-treated rodents and ketamine-treated primates suggest that the neuronal and oligodendrocyte cell losses are associated with prolonged cognitive deficits in learning and memory. The clinical significance of these nonclinical findings is not known, and healthcare providers should balance the benefits of appropriate anesthesia in pregnant women, neonates, and young children who require procedures with the potential risks suggested by the nonclinical data. (See **WARNINGS/ Pediatric Neurotoxicity, Pregnancy, and ANIMAL TOXICOLOGY AND/OR PHARMACOLOGY.**)

Geriatric Use

Clinical studies of BREVITAL did not include sufficient numbers of subjects aged 65 and over to determine whether they respond differently from younger subjects. Other reported clinical experience

has not identified differences in responses between the elderly and younger patients. Elderly subjects may commonly have conditions in which methohexital should be used cautiously such as obstructive pulmonary disease, severe hypertension or hypotension, preexisting circulatory depression, myocardial disease, congestive heart failure, or severe anemia. Caution should be exercised in debilitated patients or in those with impaired function of respiratory, circulatory, renal, hepatic, or endocrine systems (see **WARNINGS, PRECAUTIONS** and **ADVERSE REACTIONS**). Barbiturates may influence the metabolism of other concomitantly used drugs that are commonly taken by the elderly, such as anticoagulants and corticosteroids. In general, dose selection for an elderly patient should be cautious, usually starting at the low end of the dosing range, reflecting the greater frequency of decreased hepatic, renal, or cardiac function, and of concomitant disease or other drug therapy (see **PRECAUTIONS-Drug Interactions**).

ADVERSE REACTIONS

Side effects associated with BREVITAL are extensions of pharmacologic effects and include:

Cardiovascular

Circulatory depression, thrombophlebitis, hypotension, tachycardia, peripheral vascular collapse, and convulsions in association with cardiorespiratory arrest

Respiratory

Respiratory depression (including apnea), cardiorespiratory arrest, laryngospasm, bronchospasm, hiccups, and dyspnea

Neurologic

Skeletal muscle hyperactivity (twitching), injury to nerves adjacent to injection site, and seizures

Psychiatric

Emergence delirium, restlessness, and anxiety may occur, especially in the presence of postoperative pain

Gastrointestinal

Nausea, emesis, abdominal pain, and liver function tests abnormal

Allergic

Erythema, pruritus, urticaria, and cases of anaphylaxis have been reported rarely

Other

Other adverse reactions include pain at injection site, salivation, headache, and rhinitis

For medical advice about adverse reactions contact your medical professional. To report SUSPECTED ADVERSE REACTIONS, contact Par Pharmaceutical at 1-800-828-9393 or FDA at 1-800-FDA-1088 (1-800-332-1088) or www.fda.gov/medwatch/.

DRUG ABUSE AND DEPENDENCE

Controlled Substance—BREVITAL is a Schedule IV drug.

BREVITAL may be habit-forming.

OVERDOSAGE

Signs and Symptoms

The onset of toxicity following an overdose of intravenously administered methohexital will be within

seconds of the infusion. If methohexital is administered rectally or is ingested, the onset of toxicity may be delayed. The manifestations of an ultrashort-acting barbiturate in overdose include central nervous system depression, respiratory depression, hypotension, loss of peripheral vascular resistance, and muscular hyperactivity ranging from twitching to convulsive-like movements. Other findings may include convulsions and allergic reactions. Following massive exposure to any barbiturate, pulmonary edema, circulatory collapse with loss of peripheral vascular tone, and cardiac arrest may occur.

Treatment

To obtain up-to-date information about the treatment of overdose, a good resource is your certified Regional Poison Control Center. Telephone numbers of certified poison control centers are listed in the *Physicians' Desk Reference (PDR)*. In managing overdosage, consider the possibility of multiple drug overdoses, interaction among drugs, and unusual drug kinetics in your patient.

Establish an airway and ensure oxygenation and ventilation. Resuscitative measures should be initiated promptly. For hypotension, intravenous fluids should be administered and the patient's legs raised. If desirable increase in blood pressure is not obtained, vasopressor and/or inotropic drugs may be used as dictated by the clinical situation. For convulsions, diazepam intravenously and phenytoin may be required. If the seizures are refractory to diazepam and phenytoin, general anesthesia and paralysis with a neuromuscular blocking agent may be necessary.

Protect the patient's airway and support ventilation and perfusion. Meticulously monitor and maintain, within acceptable limits, the patient's vital signs, blood gases, serum electrolytes, etc. Absorption of drugs from the gastrointestinal tract may be decreased by giving activated charcoal, which, in many cases, is more effective than emesis or lavage; consider charcoal instead of or in addition to gastric emptying. Repeated doses of charcoal over time may hasten elimination of some drugs that have been absorbed. Safeguard the patient's airway when employing gastric emptying or charcoal.

DOSAGE AND ADMINISTRATION

Facilities for assisting ventilation and administering oxygen are necessary adjuncts for all routes of administration of anesthesia. Since cardiorespiratory arrest may occur, patients should be observed carefully during and after use of BREVITAL. Age- and size- appropriate resuscitative equipment (i.e., intubation and cardioversion equipment, oxygen, suction, and a secure intravenous line) and personnel qualified in its use must be immediately available.

Preanesthetic medication is generally advisable. BREVITAL may be used with any of the recognized preanesthetic medications.

Preparation of Solution

FOLLOW DILUTION INSTRUCTIONS EXACTLY.

Freshly prepare solutions of BREVITAL and use promptly. Reconstituted solutions of BREVITAL are chemically stable at room temperature for 24 hours.

Diluents

ONLY USE BACTERIOSTATIC-FREE DILUENT – Recommended diluents are based on route of administration (see **Dilution Instructions**).

Incompatible diluents: Lactated Ringer's Injection

Dilution Instructions

1% solutions (10 mg/mL) should be prepared for intermittent intravenous and rectal administration; 0.2% solutions (2 mg/mL) should be prepared for continuous intravenous drug administration; 5% solutions (50 mg/mL) should be prepared for intramuscular administration.

Contents of vials should be diluted as follows:

FOR INTERMITTENT INTRAVENOUS and RECTAL ADMINISTRATION

The preferred diluent for intermittent intravenous and rectal administration is Sterile Water for Injection, 5% Dextrose Injection, or 0.9% Sodium Chloride Injection are also acceptable diluents.

Strength	Amount of Diluent to Be Added to the Contents of the BREVITAL Vial	For 1% methohexital solution (10 mg/mL)
500 mg	50 mL	no further dilution needed
2.5 g	15 mL	add to 235 mL diluent for 250 mL total volume

When the first dilution is made with the 2.5 g, the solution in the vial will be yellow. When further diluted to make a 1% solution, it must be *clear and colorless* or should not be used.

FOR CONTINUOUS INTRAVENOUS ADMINISTRATION

For continuous drip anesthesia, prepare a 0.2% solution by adding 500 mg of Brevital Sodium to 250 mL of diluent. For this dilution, either 5% glucose solution or isotonic (0.9%) sodium chloride solution ONLY is recommended as the diluent instead of sterile water for injection in order to avoid extreme hypotonicity.

Strength	Amount of Diluent to Be Added to the Contents of the BREVITAL Vial	For 0.2% methohexital solution (2 mg/mL)
500 mg	15 mL	add to 235 mL diluent for 250 mL total volume

FOR INTRAMUSCULAR ADMINISTRATION

The preferred diluent for intramuscular administration is Sterile Water for Injection. 0.9% Sodium Chloride Injection is also an acceptable diluent.

Strength	Amount of Diluent to Be Added to the Contents of the BREVITAL Vial	For 5% methohexital solution (50 mg/mL)
500 mg	10 mL	no further dilution needed
2.5 g	50 mL	no further dilution needed

Administration

Dosage is highly individualized; the drug should be administered only by those completely familiar with its quantitative differences from other barbiturate anesthetics.

Adults

BREVITAL Sodium is administered intravenously in a concentration of no higher than 1%. Higher concentrations markedly increase the incidence of muscular movements and irregularities in respiration and blood pressure.

Induction of anesthesia

For induction of anesthesia, a 1% solution is administered at a rate of about 1 mL/5 seconds. Gaseous anesthetics and/or skeletal muscle relaxants may be administered concomitantly. The dose required for induction may range from 50 to 120 mg or more but averages about 70 mg. The usual dosage in adults ranges from 1 to 1.5 mg/kg. The induction dose usually provides anesthesia for 5 to 7 minutes.

Maintenance of anesthesia

Maintenance of anesthesia may be accomplished by intermittent injections of the 1% solution or, more easily, by continuous intravenous drip of a 0.2% solution. Intermittent injections of about 20 to 40 mg (2 to 4 mL of a 1% solution) may be given as required, usually every 4 to 7 minutes. For continuous drip, the average rate of administration is about 3 mL of a 0.2% solution/minute (1 drop/second). The rate of flow must be individualized for each patient. For longer surgical procedures, gradual reduction in the rate of administration is recommended (see discussion of prolonged administration in **WARNINGS**). Other parenteral agents, usually narcotic analgesics, are ordinarily employed along with BREVITAL during longer procedures.

Pediatric Patients

BREVITAL is administered intramuscularly in a 5% concentration and administered rectally as a 1% solution.

Induction of anesthesia

For the induction of anesthesia by the intramuscular route of administration, the usual dose ranges from 6.6 to 10 mg/kg of the 5% concentration. For rectal administration, the usual dose for induction is 25 mg/kg using the 1% solution.

Parenteral drug products should be inspected visually for particulate matter and discoloration prior to administration, whenever solution and container permit.

Compatibility Information

Solutions of BREVITAL should not be mixed in the same syringe or administered simultaneously during intravenous infusion through the same needle with acid solutions, such as atropine sulfate, metocurine iodide, and succinylcholine chloride. Alteration of pH may cause free barbituric acid to be precipitated. Solubility of the soluble sodium salts of barbiturates, including BREVITAL Sodium, is maintained only at a relatively high (basic) pH.

Because of numerous requests from anesthesiologists for information regarding the chemical compatibility of these mixtures, the following chart contains information obtained from compatibility studies in which a 1% solution of BREVITAL was mixed with therapeutic amounts of agents whose solutions have a low (acid) pH.

Active Ingredient	Potency per mL	Volume Used	Immediate	15 min	Physical Change 30 min	1 h
BREVITAL	10 mg	10 mL			CONTROL	
Atropine Sulfate	1/150 gr	1 mL	None	Haze		
Atropine Sulfate	1/100 gr	1 mL	None	Ppt	Ppt	
Succinylcholine chloride	0.5 mg	4 mL	None	None	Haze	

Succinylcholine chloride	1 mg	4 mL	None	None	Haze	
Metocurine Iodide	0.5 mg	4 mL	None	None	Ppt	
Metocurine Iodide	1 mg	4 mL	None	None	Ppt	
Scopolamine hydrobromide	1/120 gr	1 mL	None	None	None	Haze
Tubocurarine chloride	3 mg	4 mL	None	Haze		

HOW SUPPLIED

Store between 20° to 25°C (68° to 77°F). (See USP Controlled Room Temperature.)

BREVITAL® Vials*:

The 500 mg vials (with 30 mg anhydrous sodium carbonate) are available as follows:

- NDC 42023-105-01 – Multi-Dose Vial – Pack of 1

The 2.5 g vials (with 150 mg anhydrous sodium carbonate) are available as follows:

- NDC 42023-106-01 – Multi-Dose Vial – Pack of 1

*In crystalline form.

ANIMAL TOXICOLOGY AND/OR PHARMACOLOGY

Published studies in animals demonstrate that the use of anesthetic agents during the period of rapid brain growth or synaptogenesis results in widespread neuronal and oligodendrocyte cell loss in the developing brain and alterations in synaptic morphology and neurogenesis. Based on comparisons across species, the window of vulnerability to these changes is believed to correlate with exposures in the third trimester through the first several months of life, but may extend out to approximately 3 years of age in humans.

In primates, exposure to 3 hours of an anesthetic regimen that produced a light surgical plane of anesthesia did not increase neuronal cell loss, however, treatment regimens of 5 hours or longer increased neuronal cell loss. Data in rodents and in primates suggest that the neuronal and oligodendrocyte cell losses are associated with subtle but prolonged cognitive deficits in learning and memory. The clinical significance of these nonclinical findings is not known, and healthcare providers should balance the benefits of appropriate anesthesia in neonates and young children who require procedures against the potential risks suggested by the nonclinical data. (See **WARNINGS/Pediatric Neurotoxicity, PRECAUTIONS/Pregnancy, Pediatric Use.**)

Rx only

Distributed by:

Par Pharmaceutical

Chestnut Ridge, NY 10977

R04/17

3003014H

OS106J-01-90-02

PRINCIPAL DISPLAY PANEL - 1 × 500 mg Vial Label

NDC 42023-105-01

CIV

**BREVITAL®
SODIUM**

**Methohexital Sodium
For Injection, USP**

500 mg

ANESTHETIC BARBITURATE


Multiple Dose Vial

Preservative Free –

Discard Unused Portion After 24 hours

Rx only

NDC 42023-105-01

Brevital® 
Sodium
Methohexital Sodium
For Injection, USP
500 mg/vial
ANESTHETIC BARBITURATE
Preservative Free –
Discard Unused Portion
After 24 hours
500 mg Multiple Dose Vial



WARNING—Contains sufficient material for several average administrations.
DIRECTIONS—ONLY USE BACTERIOSTATIC-FREE DILUENTS.

See full prescribing information for additional storage, dosage, route of administration and dilution instructions.
Do not administer without reading directions in full prescribing information.
Store between 20° to 25°C (68° to 77°F).
(See USP Controlled Room Temperature.)

Rx Only

FORMULA
BREVITAL® Sodium 500 mg
(Methohexital Sodium)
Anhydrous Sodium Carbonate 30 mg
R01/17 LA105J-52-90-02

Distributed by:
Par Pharmaceutical
Chestnut Ridge, NY 10977



3 42023 10501 1
3000872E

LOT
EXP

PRINCIPAL DISPLAY PANEL - 2.5 g Vial Label

NDC 42023-106-01

CIV

**BREVITAL®
SODIUM**

**Methohexital Sodium
For Injection, USP**

2.5 g

ANESTHETIC BARBITURATE

Multiple Dose Vial

Preservative Free –

Discard Unused Portion After 24 hours

Rx only

NDC 42023-106-01

Brevital® Sodium



Methohexital Sodium
For Injection, USP

2.5 g/vial

ANESTHETIC BARBITURATE

Preservative Free –
Discard Unused Portion
After 24 hours

2.5 g Multiple Dose Vial

Rx Only

WARNING—Contains sufficient material for several average administrations.
DIRECTIONS—ONLY USE BACTERIOSTATIC-FREE DILUENTS.

See full prescribing information for additional storage, dosage, route of administration and dilution instructions.

Do not administer without reading directions in full prescribing information.

Store between 20° to 25°C (68° to 77°F).
(See USP Controlled Room Temperature.)

FORMULA

BREVITAL® Sodium 2.5 g
(Methohexital Sodium)
Anhydrous Sodium Carbonate ... 150 mg
R01/17 LA106J52-90-02

Distributed by:
Par Pharmaceutical
Chestnut Ridge, NY 10977



3 000 871 E

LOT
EXP

2.5 g/vial

BREVITAL SODIUM

methohexital sodium injection, powder, lyophilized, for solution

Product Information

Product Type	HUMAN PRESCRIPTION DRUG	Item Code (Source)	NDC:42023-105
Route of Administration	INTRAMUSCULAR, INTRAVENOUS, RECTAL	DEA Schedule	CIV

Active Ingredient/Active Moiety

Ingredient Name	Basis of Strength	Strength
METHOHEXITAL SODIUM (UNII: 60200PNZ7Q) (METHOHEXITAL - UNII:E5B8ND5IPE)	METHOHEXITAL SODIUM	500 mg

Inactive Ingredients

Ingredient Name	Strength
SODIUM HYDROXIDE (UNII: 55X04QC32I)	
SODIUM CARBONATE (UNII: 45P3261C7T)	

Packaging

#	Item Code	Package Description	Marketing Start Date	Marketing End Date
1	NDC:42023-105-01	1 in 1 CARTON	11/01/2007	
1		1 in 1 VIAL; Type 0: Not a Combination Product		

Marketing Information

Marketing Category	Application Number or Monograph Citation	Marketing Start Date	Marketing End Date
NDA	NDA011559	11/01/2007	

BREVITAL SODIUM

methohexital sodium injection, powder, lyophilized, for solution

Product Information

Product Type	HUMAN PRESCRIPTION DRUG	Item Code (Source)	NDC:42023-106
Route of Administration	INTRAMUSCULAR, INTRAVENOUS, RECTAL	DEA Schedule	CIV

Active Ingredient/Active Moiety

Ingredient Name	Basis of Strength	Strength
METHOHEXITAL SODIUM (UNII: 60200PNZ7Q) (METHOHEXITAL - UNII:E5B8ND5IPE)	METHOHEXITAL SODIUM	2.5 g

Inactive Ingredients

Ingredient Name	Strength
SODIUM HYDROXIDE (UNII: 55X04QC32I)	
SODIUM CARBONATE (UNII: 45P3261C7T)	

Packaging

#	Item Code	Package Description	Marketing Start Date	Marketing End Date
1	NDC:42023-106-01	1 in 1 CARTON	11/01/2007	
1		1 in 1 VIAL; Type 0: Not a Combination Product		

Marketing Information

Marketing Category	Application Number or Monograph Citation	Marketing Start Date	Marketing End Date
NDA	NDA011559	11/01/2007	

Labeler - Par Pharmaceutical, Inc. (092733690)

Revised: 4/2017

Par Pharmaceutical, Inc.