

NITHIODOTE- sodium nitrite and sodium thiosulfate

Hope Pharmaceuticals

HIGHLIGHTS OF PRESCRIBING INFORMATION

These highlights do not include all the information needed to use the NITHIODOTE safely and effectively. See full prescribing information for NITHIODOTE.

NITHIODOTE (sodium nitrite injection and sodium thiosulfate injection for intravenous infusion).
Initial U.S. Approval: 1992

WARNING: LIFE-THREATENING HYPOTENSION AND METHEMOGLOBIN FORMATION

See full prescribing information for complete boxed warning.

Sodium nitrite can cause serious adverse reactions and death from:

- Hypotension (5.1)
- Methemoglobin formation (5.2)

Patients should be closely monitored to ensure adequate perfusion and oxygenation during treatment with sodium nitrite.

INDICATIONS AND USAGE

NITHIODOTE, an antidote, is indicated for the treatment of acute cyanide poisoning that is judged to be serious or life-threatening. (1)

- Use with caution if the diagnosis of cyanide poisoning is uncertain. (1)

DOSAGE AND ADMINISTRATION

- If clinical suspicion of cyanide poisoning is high, administer NITHIODOTE without delay and in conjunction with appropriate airway, ventilatory, and circulatory support. (2.1)
- The expert advice of a regional poison control center may be obtained by calling 1-800-222-1222. (2.1)

Dosing:

Age	Intravenous Dose of Sodium Nitrite and Sodium Thiosulfate
Adults	<ol style="list-style-type: none">1) Sodium Nitrite -10 mL of sodium nitrite at the rate of 2.5 to 5 mL/minute2) Sodium Thiosulfate - 50 mL of sodium thiosulfate immediately following administration of sodium nitrite.
Children	<ol style="list-style-type: none">1) Sodium Nitrite - 0.2 mL/kg (6 mg/kg or 6-8 mL/m² BSA) of sodium nitrite at the rate of 2.5 to 5 mL/minute not to exceed 10 mL2) Sodium Thiosulfate - 1 mL/kg of body weight (250 mg/kg or approximately 30-40 mL/m² of BSA) not to exceed 50 mL total dose immediately following administration of sodium nitrite.

- *Redosing:* If signs of cyanide poisoning reappear, repeat treatment using one-half the original dose of both sodium nitrite and sodium thiosulfate. (2.2)
- *Monitoring:* Blood pressure must be monitored during treatment. (2.2)
- NITHIODOTE is chemically incompatible with hydroxocobalamin and should not be administered via the same intravenous line. (2.4)

DOSAGE FORMS AND STRENGTHS

NITHIODOTE consists of:

- one vial of sodium nitrite injection, USP 300 mg/10 mL (30 mg/mL) and
- one vial of sodium thiosulfate injection, USP 12.5 grams/50 mL (250 mg/mL). (3)

CONTRAINDICATIONS

- None. (4)

----- **WARNINGS AND PRECAUTIONS** -----

- **Methemoglobinemia:** Sodium nitrite reacts with hemoglobin to form methemoglobin and should be used with caution in patients known to have anemia. Monitor oxyhemoglobin and methemoglobin levels by pulse co-oximetry or other measurements. Optimally, the sodium nitrite dose should be reduced in proportion to the oxygen carrying capacity. (5.2)
- **Smoke inhalation:** Carbon monoxide contained in smoke can result in the formation of carboxyhemoglobin that can reduce the oxygen carrying capacity of the blood. Sodium nitrite should be used with caution in patients with smoke inhalation injury because of the potential for worsening hypoxia due to methemoglobin formation. Carboxyhemoglobin and oxyhemoglobin levels should be monitored by pulse oximetry or other measurements in patients that present with evidence of smoke inhalation. Optimally, the sodium nitrite dose should be reduced in proportion to the oxygen carrying capacity. (5.4)

----- **ADVERSE REACTIONS** -----

Most common adverse reactions are:

- *Sodium nitrite:* syncope, hypotension, tachycardia, palpitations, dysrhythmia, methemoglobinemia, headache, dizziness, blurred vision, seizures, confusion, coma (6)
- *Sodium thiosulfate:* hypotension, headache, disorientation (6)

To report SUSPECTED ADVERSE REACTIONS, contact Hope Pharmaceuticals at 1-800-755-9595 or FDA at 1-800-FDA-1088 or www.fda.gov/medwatch.

----- **USE IN SPECIFIC POPULATIONS** -----

- Renal impairment: Sodium nitrite and sodium thiosulfate are substantially excreted by the kidney. The risk of toxic reactions to these drugs may be greater in patients with impaired renal function. (8.6).

See 17 for PATIENT COUNSELING INFORMATION.

Revised: 11/2017

FULL PRESCRIBING INFORMATION: CONTENTS*

WARNING: LIFE THREATENING HYPOTENSION AND METHEMOGLOBIN FORMATION

1 INDICATIONS AND USAGE

2 DOSAGE AND ADMINISTRATION

- 2.1 Important Dosage and Administration Instructions
- 2.2 Recommended Dosing
- 2.3 Recommended Monitoring
- 2.4 Incompatibility Information

3 DOSAGE FORMS AND STRENGTHS

4 CONTRAINDICATIONS

5 WARNINGS AND PRECAUTIONS

- 5.1 Hypotension
- 5.2 Methemoglobinemia
- 5.3 Anemia
- 5.4 Smoke Inhalation Injury
- 5.5 Neonates and Infants
- 5.6 G6PD Deficiency
- 5.7 Use with Other Drugs
- 5.8 Sulfites

6 ADVERSE REACTIONS

7 DRUG INTERACTIONS

8 USE IN SPECIFIC POPULATIONS

- 8.1 Pregnancy
- 8.2 Labor and Delivery
- 8.3 Nursing Mothers

- 8.4 Pediatric Use
- 8.5 Geriatric Use
- 8.6 Renal Impairment

10 OVERDOSAGE

11 DESCRIPTION

12 CLINICAL PHARMACOLOGY

- 12.1 Mechanism of Action
- 12.2 Pharmacodynamics
- 12.3 Pharmacokinetics

13 NONCLINICAL TOXICOLOGY

- 13.1 Carcinogenesis, Mutagenesis, Impairment of Fertility
- 13.2 Animal Pharmacology

14 CLINICAL STUDIES

16 HOW SUPPLIED/STORAGE AND HANDLING

17 PATIENT COUNSELING INFORMATION

- 17.1 Hypotension and Methemoglobin Formation
- 17.2 Monitoring

* Sections or subsections omitted from the full prescribing information are not listed.

FULL PRESCRIBING INFORMATION

WARNING: LIFE THREATENING HYPOTENSION AND METHEMOGLOBIN FORMATION

Sodium nitrite can cause serious adverse reactions and death in humans, even at doses less than twice the recommended therapeutic dose. Sodium nitrite causes hypotension and methemoglobin formation, which diminishes oxygen carrying capacity. Hypotension and methemoglobin formation can occur concurrently or separately. Because of these risks, sodium nitrite should be used to treat acute life-threatening cyanide poisoning and be used with caution in patients where the diagnosis of cyanide poisoning is uncertain.

Patients should be closely monitored to ensure adequate perfusion and oxygenation during treatment with sodium nitrite.

Alternative therapeutic approaches should be considered in patients known to have diminished oxygen or cardiovascular reserve (e.g. smoke inhalation victims, pre-existing anemia, cardiac or respiratory compromise), and those at higher risk of developing methemoglobinemia (e.g., congenital methemoglobin reductase deficiency) as they are at greater risk for potentially life-threatening adverse events related to the use of sodium nitrite. [See Warnings and Precautions (5.1 and 5.2)]

1 INDICATIONS AND USAGE

NITHIODOTE is indicated for the treatment of acute cyanide poisoning that is judged to be serious or life-threatening. When the diagnosis of cyanide poisoning is uncertain, carefully weigh the potentially life-threatening risks associated with NITHIODOTE against the potential benefits, especially if the patient is not in extremis.

2 DOSAGE AND ADMINISTRATION

2.1 Important Dosage and Administration Instructions

- If clinical suspicion of cyanide poisoning is high, administer NITHIODOTE without delay.
- Comprehensive treatment of acute cyanide intoxication requires support of vital functions. Administration of sodium nitrite and sodium thiosulfate should be considered adjunctive to appropriate supportive therapies. Airway, ventilatory and circulatory support, and oxygen administration should not be delayed to administer sodium nitrite and sodium thiosulfate [see *Warnings and Precautions (5.1)*].
- The expert advice of a regional poison control center may be obtained by calling 1-800-222-1222.

Identifying Patients with Cyanide Poisoning

Cyanide poisoning may result from inhalation, ingestion, or dermal exposure to various cyanide-containing compounds, including smoke from closed-space fires. Sources of cyanide poisoning include hydrogen cyanide and its salts, cyanogenic plants, aliphatic nitriles, and prolonged exposure to sodium nitroprusside.

The presence and extent of cyanide poisoning are often initially unknown. There is no widely available, rapid, confirmatory cyanide blood test. Treatment decisions must be made on the basis of clinical history and signs and symptoms of cyanide intoxication.

Table 1. Common Signs and Symptoms of Cyanide Poisoning

Symptoms	Signs
<ul style="list-style-type: none">• Headache• Confusion• Dyspnea• Chest Tightness• Nausea	<ul style="list-style-type: none">• Altered Mental Status (e.g., confusion, disorientation)• Seizures or Coma• Mydriasis• Tachypnea/Hyperpnea (early)• Bradypnea/Apnea (late)• Hypertension (early)/ Hypotension (late)• Cardiovascular Collapse• Vomiting• Plasma Lactate Concentration ≥ 8 mmol/L

In some settings, panic symptoms including tachypnea and vomiting may mimic early cyanide poisoning signs. The presence of altered mental status (e.g., confusion and disorientation) and/or mydriasis is suggestive of true cyanide poisoning although these signs can occur with other toxic exposures as well.

Smoke Inhalation

Not all smoke inhalation victims will have cyanide poisoning and may present with burns, trauma, and exposure to other toxic substances making a diagnosis of cyanide poisoning particularly difficult. Prior to administration of NITHIODOTE, smoke-inhalation victims should be assessed for the following:

- Exposure to fire or smoke in an enclosed area
- Presence of soot around the mouth, nose, or oropharynx
- Altered mental status

Although hypotension is highly suggestive of cyanide poisoning, it is only present in a small percentage of cyanide-poisoned smoke inhalation victims. Also indicative of cyanide poisoning is a

plasma lactate concentration greater than or equal to 10 mmol/L (a value higher than that typically listed in the table of signs and symptoms of isolated cyanide poisoning because carbon monoxide associated with smoke inhalation also contributes to lactic acidemia). If cyanide poisoning is suspected, treatment should not be delayed to obtain a plasma lactate concentration.

Use with Other Cyanide Antidotes

The safety of administering other cyanide antidotes simultaneously with NITHIODOTE has not been established. If a decision is made to administer another cyanide antidote with NITHIODOTE, these drugs should not be administered concurrently in the same intravenous (IV) line. [see *Dosage and Administration* (2.2)]

2.2 Recommended Dosing

Sodium nitrite injection and sodium thiosulfate injection are administered by slow intravenous injection. They should be given as early as possible after a diagnosis of acute serious or life-threatening cyanide poisoning has been established. Sodium nitrite should be administered first, followed immediately by sodium thiosulfate. Blood pressure must be monitored during infusion in both adults and children. The rate of infusion should be decreased if significant hypotension is noted.

Age	Intravenous Dose of Sodium Nitrite and Sodium Thiosulfate
Adults	<ol style="list-style-type: none"> 1) Sodium Nitrite - 10 mL of sodium nitrite at the rate of 2.5 to 5 mL/minute 2) Sodium Thiosulfate - 50 mL of sodium thiosulfate immediately following administration of sodium nitrite.
Children	<ol style="list-style-type: none"> 1) Sodium Nitrite - 0.2 mL/kg (6 mg/kg or 6-8 mL/m² BSA) of sodium nitrite at the rate of 2.5 to 5 mL/minute not to exceed 10 mL 2) Sodium Thiosulfate - 1 mL/kg of body weight (250 mg/kg or approximately 30-40 mL/m² of BSA) not to exceed 50 mL total dose immediately following administration of sodium nitrite.

NOTE: If signs of poisoning reappear, repeat treatment using one-half the original dose of both sodium nitrite and sodium thiosulfate.

In adult and pediatric patients with known anemia, it is recommended that the dosage of sodium nitrite should be reduced proportionately to the hemoglobin concentration. [see *Warnings and Precautions* (5.2)]

Visually inspect all parenteral drug products for particulate matter and discoloration prior to administration.

2.3 Recommended Monitoring

Monitor patients for at least 24-48 hours after NITHIODOTE administration for adequacy of oxygenation and perfusion and for recurrent signs and symptoms of cyanide toxicity. When possible, obtain hemoglobin/hematocrit when treatment is initiated. Measurements of oxygen saturation using standard pulse oximetry and calculated oxygen saturation values based on measured PO₂ are unreliable in the presence of methemoglobinemia.

Methemoglobin level: Administrations of sodium nitrite solely to achieve an arbitrary level of methemoglobinemia may be unnecessary and potentially hazardous. The therapeutic effects of sodium nitrite do not appear to be mediated by methemoglobin formation alone [see *Clinical Pharmacology (12)*] and clinical responses to sodium nitrite administration have been reported in association with methemoglobin levels of less than 10%. Administration of sodium nitrite beyond the initial dose should be guided primarily by clinical response to treatment (i.e., a second dose should be considered only if there is inadequate clinical response to the first dose). It is generally recommended that methemoglobin concentrations be closely monitored and kept below 30%. Monitor serum methemoglobin levels during treatment using co-oximetry, and discontinue administration of sodium nitrite when methemoglobin levels exceed 30%. Intravenous methylene blue and exchange transfusion have been reported in the literature as treatments for life-threatening methemoglobinemia.

2.4 Incompatibility Information

Chemical incompatibility has been reported between NITHIODOTE and hydroxocobalamin and these drugs should not be administered simultaneously through the same IV line. No chemical incompatibility has been reported between sodium thiosulfate and sodium nitrite, when administered sequentially through the same IV line as described in Dosage and Administration.

Simultaneous administration of NITHIODOTE and blood products (whole blood, packed red cells, platelet concentrate and/or fresh frozen plasma) through the same intravenous line is not recommended. However, blood products and NITHIODOTE can be administered simultaneously using separate intravenous lines (preferably on contralateral extremities, if peripheral lines are being used).

3 DOSAGE FORMS AND STRENGTHS

NITHIODOTE Injection consists of:

- One vial of sodium nitrite injection, USP 300 mg/10 mL (30 mg/mL) and
- One vial of sodium thiosulfate injection USP 12.5 grams/50 mL (250 mg/mL)

Administration of one vial of each medication constitutes a single dose.

4 CONTRAINDICATIONS

None

5 WARNINGS AND PRECAUTIONS

5.1 Hypotension

Sodium nitrite has been associated with severe hypotension, methemoglobinemia, and death at doses less than twice recommended therapeutic doses. Hypotension may occur concurrently or separately. Sodium nitrite should be used to treat life-threatening cyanide poisoning. When the diagnosis of cyanide poisoning is uncertain and/or the patient is not in extremis, special consideration should be given to administration of sodium nitrite if the patient is known or suspected to have diminished oxygen or cardiovascular reserve (e.g., smoke inhalation victims, pre-existing anemia, substantial blood loss, cardiac or respiratory compromise) or to be at higher risk of developing methemoglobinemia (e.g., congenital methemoglobin reductase deficiency).

5.2 Methemoglobinemia

Supportive care alone may be sufficient treatment without administration of antidotes for many cases of cyanide intoxication, particularly in conscious patients without signs of severe toxicity. Monitor patients closely to ensure adequate perfusion and oxygenation during treatment with sodium nitrite.

Monitor methemoglobin levels and administer oxygen during treatment with sodium nitrite whenever possible. When sodium nitrite is administered to humans a wide range of methemoglobin concentrations occur. Methemoglobin concentrations as high as 58% have been reported after two 300-mg doses of sodium nitrite administered to an adult. Sodium nitrite should be used with caution in the presence of other drugs that may cause methemoglobinemia such as procaine and nitroprusside. Use sodium nitrite with caution in patients who may be particularly susceptible to injury from vasodilation and its related hemodynamic sequelae. Monitor hemodynamics closely during and after administration of sodium nitrite and sodium thiosulfate, and reduce infusion rates if hypotension occurs.

5.3 Anemia

Use sodium nitrite with caution in patients with known anemia. Patients with anemia will form more methemoglobin (as a percentage of total hemoglobin) than persons with normal red blood cell (RBC) volumes. Optimally, these patients should receive a sodium nitrite dose that is reduced in proportion to their oxygen carrying capacity.

5.4 Smoke Inhalation Injury

Use sodium nitrite with caution in persons with smoke inhalation injury or carbon monoxide poisoning because of the potential for worsening hypoxia due to methemoglobin formation.

5.5 Neonates and Infants

Neonates and infants may be more susceptible than adults and older pediatric patients to severe methemoglobinemia when sodium nitrite is administered. Follow reduced dosing guidelines in pediatric patients.

5.6 G6PD Deficiency

Because patients with G6PD deficiency are at increased risk of a hemolytic crisis with sodium nitrite administration, consider alternative therapeutic approaches in these patients. Monitor patients with known or suspected G6PD deficiency for an acute drop in hematocrit. Exchange transfusion may be needed for patients with G6PD deficiency who receive sodium nitrite.

5.7 Use with Other Drugs

Use sodium nitrite with caution in the presence of concomitant antihypertensive medications, diuretics or volume depletion due to diuretics, or drugs known to increase vascular nitric oxide, such as PDE5 inhibitors.

5.8 Sulfites

Sodium thiosulfate drug product may contain trace impurities of sodium sulfite. The presence of a trace amount of sulfites in this product should not deter administration of the drug for treatment of emergency situations, even if the patient is sulfite-sensitive.

6 ADVERSE REACTIONS

There have been no controlled clinical trials conducted to systematically assess the adverse events profile of sodium nitrite or sodium thiosulfate.

The medical literature has reported the following adverse events in association with sodium nitrite or sodium thiosulfate administration. These adverse events were not reported in the context of controlled trials or with consistent monitoring and reporting methodologies for adverse events. Therefore, frequency of occurrence of these adverse events cannot be assessed.

Sodium Nitrite

Cardiovascular system: syncope, hypotension, tachycardia, methemoglobinemia, palpitations,

dysrhythmia

Hematological: methemoglobinemia

Central nervous system: headache, dizziness, blurred vision, seizures, confusion, coma

Gastrointestinal system: nausea, vomiting, abdominal pain

Respiratory system: tachypnea, dyspnea

Body as a Whole: anxiety, diaphoresis, lightheadedness, injection site tingling, cyanosis, acidosis, fatigue, weakness, urticaria, generalized numbness and tingling

Severe hypotension, methemoglobinemia, cardiac dysrhythmias, coma and death have been reported in patients without life-threatening cyanide poisoning but who were treated with injection of sodium nitrite at doses less than twice those recommended for the treatment of cyanide poisoning.

Sodium Thiosulfate

Cardiovascular system: hypotension

Central nervous system: headache, disorientation

Gastrointestinal system: nausea, vomiting

Hematological: prolonged bleeding time

Body as a Whole: salty taste in mouth, warm sensation over body

In humans, rapid administration of concentrated solutions or solutions not freshly prepared, and administration of large doses of sodium thiosulfate have been associated with a higher incidence of nausea and vomiting. However, administration of 0.1 g sodium thiosulfate per pound up to a maximum of 15 g in a 10-15% solution over 10-15 minutes was associated with nausea and vomiting in 7 of 26 patients without concomitant cyanide intoxication.

In a series of 11 human subjects, a single intravenous infusion of 50 mL of 50% sodium thiosulfate was associated with increases in clotting time 1-3 days after administration. However, no significant changes were observed in other hematological parameters.

7 DRUG INTERACTIONS

Formal drug interaction studies have not been conducted with NITHIODOTE.

8 USE IN SPECIFIC POPULATIONS

8.1 Pregnancy

Both sodium nitrite and sodium thiosulfate are Pregnancy Category C. There are no adequate and well-controlled studies in pregnant women. NITHIODOTE should be used during pregnancy only if the potential benefit justifies the potential risk to the fetus.

Sodium Nitrite: Sodium nitrite has caused fetal death in humans as well as animals. There are no studies in humans that have directly evaluated the potential reproductive toxicity of sodium nitrite. There are two epidemiological studies conducted in Australia that report a statistically significant increase in the risk for congenital malformations, particularly in the CNS, associated with maternal consumption of water containing nitrate levels in excess of 5 ppm. Results from a case-control study in Canada suggested a trend toward an increase in the risk for CNS malformations when maternal consumption of nitrate were ≥ 26 ppm (not statistically significant).

The potential reproductive toxicity of sodium nitrite exposure restricted to the prenatal period has been reported in guinea pigs, mice, and rats. There was no evidence of teratogenicity in guinea pigs, mice, or rats. However, sodium nitrite treatment of pregnant guinea pigs with 60 or 70 mg/kg/day resulted in

abortion of the litters within 1-4 days of treatment. All animals treated subcutaneously with 70 mg/kg, sodium nitrite died within 60 minutes of treatment. Further studies demonstrated that a dose of 60 mg/kg resulted in measurable blood levels of methemoglobin in the dams and their fetuses for up to 6 hours post treatment. Maternal methemoglobin levels were higher than the levels in the offspring at all times measured. Based on a body surface area comparison, a 60 mg/kg dose in the guinea pig that resulted in death was only 1.7 times higher than the highest clinical dose of sodium nitrite that would be used to treat cyanide poisoning (based on a body surface area comparison).

Studies testing prenatal and postnatal exposure have been reported in mice and rats. Treatment of pregnant rats via drinking water with sodium nitrite at concentrations of either 2000 or 3000 mg/L resulted in a dose-related increased mortality postpartum. This exposure regimen in the rat model would result in dosing of approximately 220 and 300 mg/kg/day (43 and 65 times the highest clinical dose of sodium nitrite that would be used to treat cyanide poisoning, based on a body surface area comparison).

Sodium nitrite produces methemoglobin. Fetal hemoglobin is oxidized to methemoglobin more easily than adult hemoglobin. In addition, the fetus has lower levels of methemoglobin reductase than adults. Collectively, these data suggest that the human fetus would show greater sensitivity to methemoglobin resulting in nitrite-induced prenatal hypoxia leading to retarded development of certain neurotransmitter systems in the brain and long lasting dysfunction.

Sodium Thiosulfate: There are no reported epidemiological studies of congenital anomalies in infants born to women treated with sodium thiosulfate during pregnancy. In animal studies, there are no teratogenic effects in offspring of hamsters treated during pregnancy with sodium thiosulfate in doses similar to those given intravenously to treat cyanide poisoning in humans. Other studies suggest that treatment with sodium thiosulfate ameliorates the teratogenic effects of maternal cyanide poisoning in hamsters. In other studies, sodium thiosulfate was not embryotoxic or teratogenic in mice, rats, hamsters, or rabbits at maternal doses of up to 550, 400, 400 and 580 mg/kg/day, respectively.

Nonteratogenic Effects: Behavioral and neurodevelopmental studies in rats suggest persistent effects of prenatal exposure to sodium nitrite that were detectable postnatally. Specifically, animals that were exposed prenatally to sodium nitrite demonstrated impaired discrimination learning behavior (both auditory and visual) and reduced long-term retention of the passive-avoidance response compared to control animals. Additional studies demonstrated a delay in the development of AchE and 5-HT positive fiber ingrowth into the hippocampal dentate gyrus and parietal neocortex during the first week of life of prenatal nitrite treated pups. These changes have been attributed to prenatal hypoxia following nitrite exposure.

8.2 Labor and Delivery

Because fetal hemoglobin is more readily oxidized to methemoglobin and lower levels of methemoglobin appear to be fatal to the fetus compared to the adult, sodium nitrite should be used during labor and delivery only if the potential benefit justifies the potential risk to the fetus.

8.3 Nursing Mothers

It is not known whether sodium nitrite or sodium thiosulfate is excreted in human milk. Because NITHIODOTE may be administered in life-threatening situations, breast-feeding is not a contraindication to its use. Because many drugs are excreted in human milk, exercise caution following NITHIODOTE administration to a nursing woman. There are no data to determine when breastfeeding may be safely restarted following administration of sodium nitrite and sodium thiosulfate. In studies conducted with Long-Evans rats, sodium nitrite administered in drinking water during pregnancy and lactation resulted in severe anemia, reduced growth and increased mortality in the offspring.

8.4 Pediatric Use

There are case reports in the medical literature of sodium nitrite in conjunction with sodium thiosulfate being administered to pediatric patients with cyanide poisoning; however, there have been no clinical

studies to evaluate the safety or efficacy of sodium thiosulfate or sodium nitrite in the pediatric population. As for adult patients, dosing recommendations for pediatric patients have been based on theoretical calculations of antidote detoxifying potential, extrapolation from animal experiments, and a small number of human case reports.

Use Sodium nitrite with caution in patients less than 6 months of age because they may be at higher risk of developing severe methemoglobinemia compared to older children and adults. The presence of fetal hemoglobin, which is oxidized to methemoglobin more easily than adult hemoglobin, and lower methemoglobin reductase levels compared to older children and adults may contribute to risk.

Mortality attributed to sodium nitrite was reported following administration of an adult dose (300 mg IV followed by a second dose of 150 mg) to a 17-month old child. [*see Dosage and Administration (2), Warnings and Precautions, (5), Adverse Reactions (6)*]

8.5 Geriatric Use

Sodium nitrite and sodium thiosulfate are known to be substantially excreted by the kidney, and the risk of adverse reactions to these drugs may be greater in patients with impaired renal function. Because elderly patients are more likely to have decreased renal function, care should be taken in dose selection, and it may be useful to monitor renal function.

8.6 Renal Impairment

Sodium nitrite and sodium thiosulfate are known to be substantially excreted by the kidney, and the risk of toxic reactions to these drugs may be greater in patients with impaired renal function. Because elderly patients are more likely to have decreased renal function, care should be taken in dose selection, and it may be useful to monitor renal function.

10 OVERDOSAGE

Sodium Nitrite

Large doses of sodium nitrite result in severe hypotension and toxic levels of methemoglobin which may lead to cardiovascular collapse.

Sodium nitrite administration has been reported to cause or significantly contribute to mortality in adults at oral doses as low as 1 g and intravenous doses as low as 600 mg. A death attributed to sodium nitrite has been reported following administration of an adult dose (300 mg IV followed by a second dose of 150 mg) to a 17-month old child.

Cyanosis may become apparent at a methemoglobin level of 10-20%. Other clinical signs and symptoms of sodium nitrite toxicity (anxiety, dyspnea, nausea, and tachycardia) can be apparent at methemoglobin levels as low as 15%. More serious signs and symptoms, including cardiac dysrhythmias, circulatory failure, and central nervous system depression are seen as methemoglobin levels increase, and levels above 70% are usually fatal.

Treatment of overdose involves supplemental oxygen and supportive measures such as exchange transfusion. Treatment of severe methemoglobinemia with intravenous methylene blue has been described in the medical literature; however, this may also cause release of cyanide bound to methemoglobin. Because hypotension appears to be mediated primarily by an increase in venous capacitance, measures to increase venous return may be most appropriate to treat hypotension.

Sodium Thiosulfate

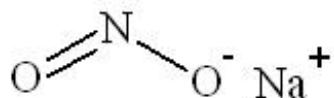
There is limited information about the effects of large doses of sodium thiosulfate in humans. Oral administration of 3 g sodium thiosulfate per day for 1-2 weeks in humans resulted in reductions in room air arterial oxygen saturation to as low as 75%, which was due to a rightward shift in the oxygen hemoglobin dissociation curve. The subjects returned to baseline oxygen saturations 1 week after discontinuation of sodium thiosulfate. A single intravenous administration of 20 mL of 10% sodium

thiosulfate reportedly did not change oxygen saturations.

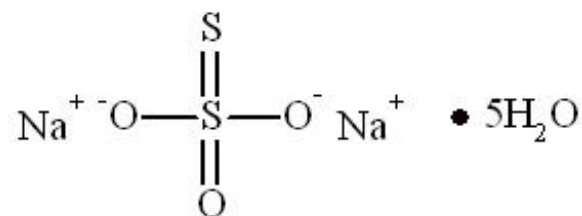
11 DESCRIPTION

Sodium nitrite, one of the active ingredients in NITHIODOTE has the chemical name nitrous acid sodium salt. The chemical formula is NaNO_2 and the molecular weight is 69.0. Sodium thiosulfate, the second active ingredient in NITHIODOTE has the chemical name thiosulfuric acid, disodium salt, pentahydrate. The chemical formula is $\text{Na}_2\text{S}_2\text{O}_3 \cdot 5\text{H}_2\text{O}$ and the molecular weight is 248.17. The structural formulae are:

Structure of Sodium Nitrite



Structure of Sodium Thiosulfate Pentahydrate



NITHIODOTE is a cyanide antidote which contains one 10 mL glass vial of a 3% solution of sodium nitrite injection and one 50 mL glass vial containing a 25% solution of sodium thiosulfate injection.

Sodium nitrite injection is a sterile aqueous solution and is intended for intravenous injection. Each vial contains 300 mg of sodium nitrite in 10 mL solution (30 mg/mL). Sodium nitrite injection is a clear solution with a pH between 7.0 and 9.0.

Sodium thiosulfate injection is a sterile aqueous solution and is intended for intravenous injection. Each vial contains 12.5 grams of sodium thiosulfate in 50 mL solution (250 mg/mL). Each mL also contains 2.8 mg boric acid and 4.4 mg of potassium chloride. The pH of the solution is adjusted with boric acid and/or sodium hydroxide. Sodium thiosulfate injection is a clear solution with a pH between 7.5 and 9.0.

12 CLINICAL PHARMACOLOGY

12.1 Mechanism of Action

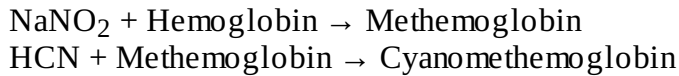
Cyanide is an extremely toxic poison. In the absence of rapid and adequate treatment, exposure to a high dose of cyanide can result in death within minutes due to the inhibition of cytochrome oxidase resulting in arrest of cellular respiration. Specifically, cyanide binds rapidly with cytochrome a₃, a component of the cytochrome c oxidase complex in mitochondria. Inhibition of cytochrome a₃ prevents the cell from using oxygen and forces anaerobic metabolism, resulting in lactate production, cellular hypoxia and metabolic acidosis. In massive acute cyanide poisoning, the mechanism of toxicity may involve other enzyme systems as well. Signs and symptoms of acute systemic cyanide poisoning may develop rapidly within minutes, depending on the route and extent of cyanide exposure.

The synergy resulting from treatment of cyanide poisoning with the combination of sodium nitrite and sodium thiosulfate is the result of differences in their primary mechanisms of action as antidotes for

cyanide poisoning.

Sodium Nitrite

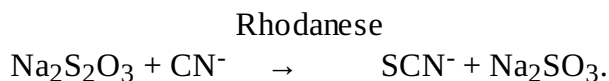
Sodium nitrite is thought to exert its therapeutic effect by reacting with hemoglobin to form methemoglobin, an oxidized form of hemoglobin incapable of oxygen transport but with high affinity for cyanide. Cyanide preferentially binds to methemoglobin over cytochrome a_3 , forming the nontoxic cyanomethemoglobin. Methemoglobin displaces cyanide from cytochrome oxidase, allowing resumption of aerobic metabolism. The chemical reaction is as follows:



Vasodilation has also been cited to account for at least part of the therapeutic effect of sodium nitrite. It has been suggested that sodium nitrite-induced methemoglobinemia may be more efficacious against cyanide poisoning than comparable levels of methemoglobinemia induced by other oxidants. Also, sodium nitrite appears to retain some efficacy even when the formation of methemoglobin is inhibited by methylene blue.

Sodium Thiosulfate

The primary route of endogenous cyanide detoxification is by enzymatic transulfuration to thiocyanate (SCN^-), which is relatively nontoxic and readily excreted in the urine. Sodium thiosulfate is thought to serve as a sulfur donor in the reaction catalyzed by the enzyme rhodanese, thus enhancing the endogenous detoxification of cyanide in the following chemical reaction:



12. 2 Pharmacodynamics

Sodium Nitrite

When 4 mg/kg sodium nitrite was administered intravenously to six healthy human volunteers, the mean peak methemoglobin concentration was 7%, achieved at 30-60 minutes after injection, consistent with reports in cyanide poisoning victims. Supine systolic and diastolic blood pressures dropped approximately 20% within 10 minutes, a drop which was sustained throughout the 40 minutes of testing. This was associated with a 20 beat per minute increase in pulse rate that returned to baseline in 10 minutes. Five of these subjects were unable to withstand orthostatic testing due to fainting. One additional subject, who received a 12 mg/kg dose of sodium nitrite, experienced severe cardiovascular effects and achieved a peak methemoglobin concentration of 30% at 60 minutes following injection.

Oral doses of 120 to 180 mg of sodium nitrite administered to healthy volunteers caused minimal cardiovascular changes when subjects were maintained in the horizontal position. However, minutes after being placed in the upright position subjects exhibited tachycardia and hypotension with syncope.

The half life for conversion of methemoglobin to normal hemoglobin in a cyanide poisoning victim who has been administered sodium nitrite and sodium thiosulfate is estimated to be 55 minutes.

Sodium Thiosulfate

In dogs, pretreatment with sodium thiosulfate to achieve a steady state level of 2 $\mu\text{mol/mL}$ increased the rate of conversion of cyanide to thiocyanate over 30-fold.

12.3 Pharmacokinetics

Sodium Nitrite

Sodium nitrite is a strong oxidant, and reacts rapidly with hemoglobin to form methemoglobin. The pharmacokinetics of free sodium nitrite in humans have not been well studied. It has been reported that

approximately 40% of sodium nitrite is excreted unchanged in the urine while the remaining 60% is metabolized to ammonia and related small molecules.

Sodium Thiosulfate

Thiosulfate taken orally is not systemically absorbed. Most of the thiosulfate is oxidized to sulfate or is incorporated into endogenous sulphur compounds; a small proportion is excreted through the kidneys. Approximately 20-50% of exogenously administered thiosulfate is eliminated unchanged via the kidneys. After an intravenous injection of 1 g sodium thiosulfate in patients, the reported serum thiosulfate half-life was approximately 20 minutes. However, after an intravenous injection of a substantially higher dose of sodium thiosulfate (150 mg/kg, that is, 9 g for 60 kg body weight) in normal healthy men, the reported elimination half-life was 182 minutes.

Cyanide

The apparent terminal elimination half life and volume of distribution of cyanide, in a patient treated for an acute cyanide poisoning with sodium nitrite and sodium thiosulfate administration, have been reported to be 19 hours and 0.41 L/kg, respectively. Additionally, an initial elimination half life of cyanide has been reported to be approximately 1-3 hours.

Thiocyanate

After detoxification, in healthy subjects, thiocyanate is excreted mainly in the urine at a rate inversely proportional to creatinine clearance. In healthy subjects, the elimination half-life and volume of distribution of thiocyanate have been reported to be 2.7 days and 0.25 L/kg, respectively. However, in subjects with renal insufficiency the reported elimination half life is approximately 9 days.

13 NONCLINICAL TOXICOLOGY

13.1 Carcinogenesis, Mutagenesis, Impairment of Fertility

Carcinogenesis:

Sodium Nitrite

The potential benefit of an acute exposure to sodium nitrite as part of a cyanide antidote outweighs concerns raised by the equivocal findings in chronic rodent studies. Sodium nitrite (0, 750, 1500, or 3000 ppm equivalent to average daily doses of approximately 0, 35, 70, or 130 mg/kg for males and 0, 40, 80, or 150 mg/kg for females) was orally administered to rats (Fischer 344 strain) for 2 years via drinking water. There were no significant increases in the incidence of tumor in either male or female rats. Sodium nitrite (0, 750, 1500, or 3000 ppm equivalent to average daily doses of approximately 0, 60, 120, or 220 mg/kg for males and 0, 45, 90, or 165 mg/kg for females) was administered to B6C3F1 mice for 2 years via the drinking water. Equivocal results were obtained in female mice. Specifically, there was a positive trend toward an increase in the incidence of squamous cell papilloma or carcinoma in the forestomach of female mice. Although the incidence of hyperplasia of the glandular stomach epithelium was significantly greater in the high-dose male mice compared to controls, there were no significant increases in tumors in the male mice. Numerous reports in the published literature indicate that sodium nitrite may react *in vivo* with secondary amines to form carcinogenic nitrosamines in the stomach. Concurrent exposure to sodium nitrite and secondary amines in feed or drinking water resulted in an increase in the incidence of tumors in rodents.

Sodium Thiosulfate

Long-term studies in animals have not been performed to evaluate the potential carcinogenicity of sodium thiosulfate.

Mutagenesis:

Sodium Nitrite

Sodium nitrite is mutagenic in *S. typhimurium* strains TA100, TA1530, TA1535 with and without metabolic activation; however, it was negative in strain TA98, TA102, DJ460 and *E. coli* strain WP2UVRA/PKM101. Sodium nitrite has been reported to be genotoxic to V79 hamster cells *in vitro* and in the mouse lymphoma assay, both assays conducted in the absence of metabolic activation. Sodium nitrite was negative in the *in vitro* chromosomal aberrations assay using human peripheral blood lymphocytes. Acute administration of sodium nitrite to male rats or male mice did not produce an increased incidence of micronuclei in bone marrow. Likewise, sodium nitrite administration to mice for 14-weeks did not result in an increase in the incidence of micronuclei in the peripheral blood.

Sodium Thiosulfate

The mutagenic potential of sodium thiosulfate has been examined in the *in vitro* Bacterial Reverse Mutation Assay (Ames Assay). Sodium thiosulfate was not mutagenic in the absence of metabolic activation in *S. typhimurium* strains TA98, TA100, TA1535, TA537, or TA1538. Sodium thiosulfate was not mutagenic in the presence of metabolic activation in strains TA 98, TA1535, TA1537, TA1538 or *E. coli* strain WP2.

Impairment of Fertility:

Clinical studies to evaluate the potential effects of either sodium nitrite or sodium thiosulfate intake on fertility of either males or females have not been reported.

Sodium Nitrite

In contrast, multigenerational fertility and reproduction studies conducted by the National Toxicology Program did not detect any evidence of an effect of sodium nitrite (0.0, 0.06, 0.12, and 0.24% weight/volume) on either fertility or any reproductive parameter in Swiss CD-1 mice. This treatment protocol resulted in approximate doses of 125, 260, and 425 mg/kg/day. The highest exposure in this mouse study is 4.6 times greater than the highest clinical dose of sodium nitrite that would be used to treat cyanide poisoning (based on a body surface area comparison).

Sodium Thiosulfate

There are no preclinical studies examining the effects of sodium thiosulfate on fertility.

13.2 Animal Pharmacology

Due to the extreme toxicity of cyanide, experimental evaluation of treatment efficacy has predominantly been completed in animal models. The efficacy of sodium thiosulfate treatment alone to counteract the toxicity of cyanide was initially reported in 1895 by Lang. The efficacy of amyl nitrite treatment in cyanide poisoning of the dog model was first reported in 1888 by Pedigo. Further studies in the dog model, which demonstrated the utility of sodium nitrite as a therapeutic intervention, were reported in 1929 by Mladoveanu and Gheorghiu. However, Hugs and Chen et al. independently reported upon the superior efficacy of the combination of sodium nitrite and sodium thiosulfate in 1932-1933. Treatment consisted of intravenously administered 22.5 mg/kg (half the lethal dose) sodium nitrite or 1 g/kg sodium thiosulfate alone or in sequence immediately after subcutaneous injection of sodium cyanide into dogs over a range of doses. Subsequent doses of 10 mg/kg sodium nitrite and/or 0.5 g/kg sodium thiosulfate were administered when clinical signs or symptoms of poisoning persisted or reappeared. Either therapy administered alone increased the dose of sodium cyanide required to cause death, and when administered together, sodium nitrite and sodium thiosulfate resulted in a synergistic effect in raising the lethal dose of sodium cyanide. The combined therapy appeared to have reduced efficacy when therapy was delayed until signs of poisoning (e.g. convulsions) appeared; however, other investigators have reported survival in dogs that were administered antidotal treatment after respiratory arrest had occurred.

Animal studies conducted in other species (e.g., rat, guinea pig, sheep, pigeon and cat) have also supported a synergistic effect of intravenous sodium nitrite and sodium thiosulfate in the treatment of cyanide poisoning.

While intravenous injection of sodium nitrite and sodium thiosulfate was effective in reversing the effects of lethal doses of cyanide in dogs, intramuscular injection of sodium nitrite, with or without sodium thiosulfate, was found not to be effective in the same setting.

14 CLINICAL STUDIES

The human data supporting the use of sodium nitrite for cyanide poisoning consists primarily of published case reports. There are no randomized controlled clinical trials. Nearly all the human data describing the use of sodium thiosulfate report its use in conjunction with sodium nitrite. Dosing recommendations for humans have been based on theoretical calculations of antidote detoxifying potential, extrapolation from animal experiments, and a small number of human case reports.

There have been no human studies to prospectively and systematically evaluate the safety of sodium thiosulfate or sodium nitrite in humans. Available human safety information is based largely on anecdotal case reports and case series of limited scope.

16 HOW SUPPLIED/STORAGE AND HANDLING

Each NITHIODOTE carton (NDC 60267-812-00) consists of the following:

- One 10 mL glass vial of sodium nitrite injection 30 mg/mL (containing 300 mg of sodium nitrite);
- One 50 mL glass vial of sodium thiosulfate injection 250 mg/mL (containing 12.5 grams of sodium thiosulfate);
- One package insert.

Storage

Store at controlled room temperature between 20°C and 25°C (68°F - 77°F); excursions permitted to 15-30°C (59 to 86°F).

Protect from direct light. Do not freeze.

17 PATIENT COUNSELING INFORMATION

NITHIODOTE is indicated for cyanide poisoning and in this setting, patients will likely be unresponsive or may have difficulty in comprehending counseling information.

17.1 Hypotension and Methemoglobin Formation

When feasible, inform patients of the possibility of life-threatening hypotension and methemoglobin formation.

17.2 Monitoring

Where feasible, inform patients of the need for close monitoring of blood pressure and oxygenation.

Manufactured by Cangene BioPharma, Inc., Baltimore, Maryland 21230 for Hope Pharmaceuticals, Scottsdale, Arizona 85260

US PATENTS 8496973, 8568793, 9345724, and 9585912

PRINCIPAL DISPLAY PANEL - Kit Carton

NDC 60267-812-00

Rx Only

NITHIODOTE™

Sodium Nitrite Injection, USP

and

Sodium Thiosulfate Injection, USP

**FOR INTRAVENOUS USE
SINGLE USE ONLY**

Any unused portion of a vial should be discarded.

Box Contains:

Sodium Nitrite Injection, USP

300 mg/10 mL

(30 mg/mL)

and

Sodium Thiosulfate Injection, USP

12.5 grams/50 mL

(250 mg/mL)

Manufactured by

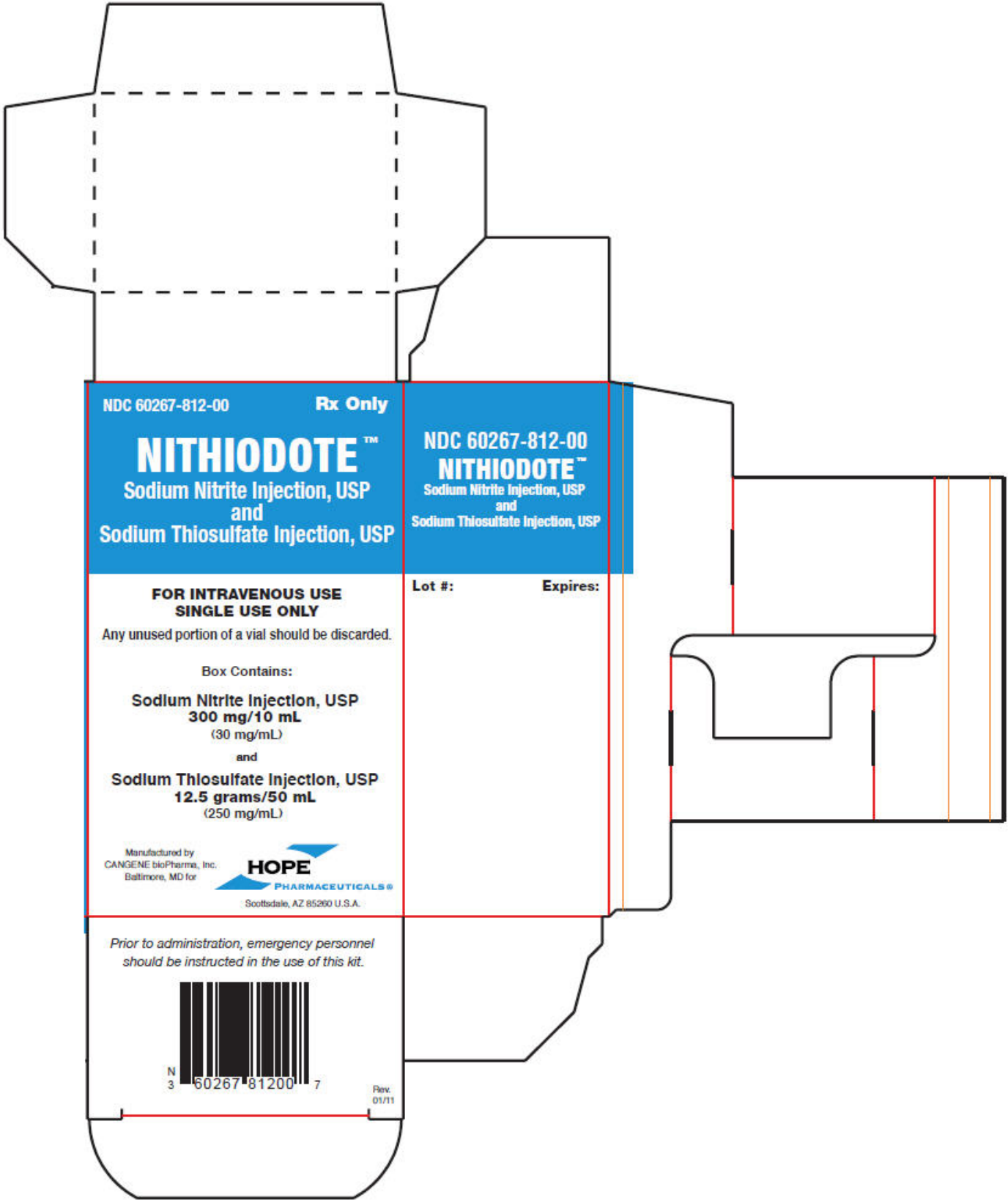
CANGENE bioPharma, Inc.

Baltimore, MD for

HOPE

PHARMACUETICALS®

Scottsdale, AZ 85260 U.S.A.



NDC 60267-812-00

Rx Only

NITHIODOTE™
Sodium Nitrite Injection, USP
and
Sodium Thiosulfate Injection, USP

NDC 60267-812-00
NITHIODOTE™
Sodium Nitrite Injection, USP
and
Sodium Thiosulfate Injection, USP

**FOR INTRAVENOUS USE
SINGLE USE ONLY**

Any unused portion of a vial should be discarded.

Box Contains:

Sodium Nitrite Injection, USP
300 mg/10 mL
(30 mg/mL)

and

Sodium Thiosulfate Injection, USP
12.5 grams/50 mL
(250 mg/mL)

Manufactured by
CANGENE bioPharma, Inc.
Baltimore, MD for



Scottsdale, AZ 85260 U.S.A.

Lot #:

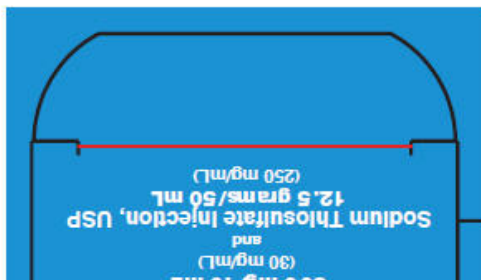
Expires:

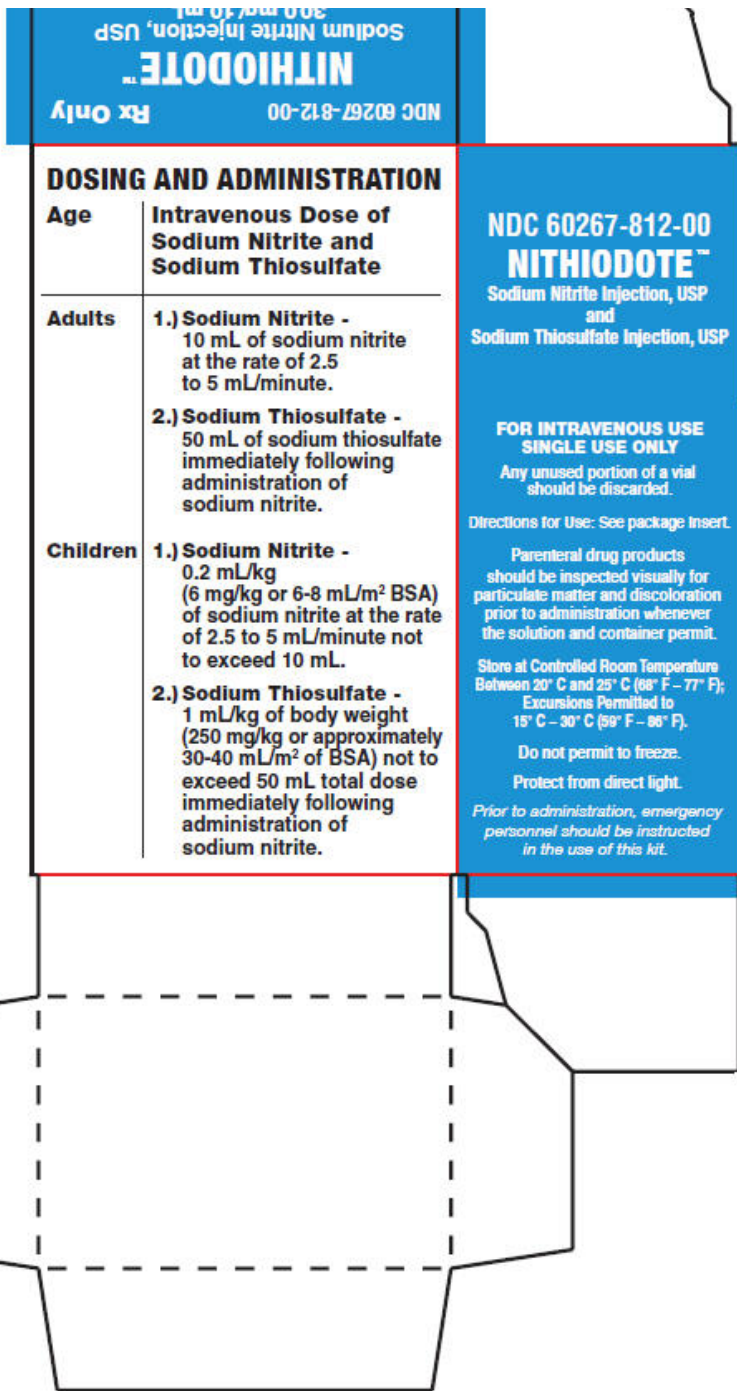
*Prior to administration, emergency personnel
should be instructed in the use of this kit.*



N
3 60267 81200 7

Rev.
01/11





NITHIODOTE

sodium nitrite and sodium thiosulfate kit

Product Information

Product Type	HUMAN PRESCRIPTION DRUG	Item Code (Source)	NDC:60267-812
---------------------	-------------------------	---------------------------	---------------

Packaging

#	Item Code	Package Description	Marketing Start Date	Marketing End Date
1	NDC:60267-812-00	1 in 1 CARTON	01/14/2011	

Quantity of Parts

Part #	Package Quantity	Total Product Quantity
Part 1	1 VIAL, SINGLE-USE	10 mL
Part 2	1 VIAL, SINGLE-USE	50 mL

Part 1 of 2

SODIUM NITRITE

sodium nitrite injection, solution

Product Information

Item Code (Source)	NDC:60267-311
Route of Administration	INTRAVENOUS

Active Ingredient/Active Moiety

Ingredient Name	Basis of Strength	Strength
Sodium Nitrite (UNII: M0KG633D4F) (NITRITE ION - UNII:J39976L608)	Sodium Nitrite	30 mg in 1 mL

Inactive Ingredients

Ingredient Name	Strength
Water (UNII: 059QF0KO0R)	
Nitrogen (UNII: N762921K75)	

Packaging

#	Item Code	Package Description	Marketing Start Date	Marketing End Date
1	NDC:60267-311-10	10 mL in 1 VIAL, SINGLE-USE; Type 1: Convenience Kit of Co-Package		

Marketing Information

Marketing Category	Application Number or Monograph Citation	Marketing Start Date	Marketing End Date
NDA	NDA201444	01/14/2011	

Part 2 of 2

SODIUM THIOSULFATE

sodium thiosulfate injection, solution

Product Information

Item Code (Source)	NDC:60267-705
Route of Administration	INTRAVENOUS

Active Ingredient/Active Moiety

Ingredient Name	Basis of Strength	Strength
Sodium Thiosulfate (UNII: HX1032V43M) (THIOSULFATE ION - UNII:LLT6XV39PY)	Sodium Thiosulfate	250 mg in 1 mL

Inactive Ingredients

Ingredient Name	Strength
Potassium Chloride (UNII: 660YQ98I10)	4.4 mg in 1 mL
Boric Acid (UNII: R57ZHV85D4)	2.8 mg in 1 mL
Water (UNII: 059QF0K00R)	
Sodium Hydroxide (UNII: 55X04QC32I)	
Nitrogen (UNII: N762921K75)	

Packaging

#	Item Code	Package Description	Marketing Start Date	Marketing End Date
1	NDC:60267-705-50	50 mL in 1 VIAL, SINGLE-USE; Type 1: Convenience Kit of Co-Package		

Marketing Information

Marketing Category	Application Number or Monograph Citation	Marketing Start Date	Marketing End Date
NDA	NDA201444	01/14/2011	

Marketing Information

Marketing Category	Application Number or Monograph Citation	Marketing Start Date	Marketing End Date
NDA	NDA201444	01/14/2011	

Labeler - Hope Pharmaceuticals (015227945)**Establishment**

Name	Address	ID/FEI	Business Operations
Cangene Biopharma, Inc.		050783398	MANUFACTURE(60267-812)