

VOSEVI- sofosbuvir, velpatasvir, and voxilaprevir tablet, film coated
Gilead Sciences, Inc.

HIGHLIGHTS OF PRESCRIBING INFORMATION

These highlights do not include all the information needed to use VOSEVI safely and effectively. See full prescribing information for VOSEVI.

VOSEVI® (sofosbuvir, velpatasvir, and voxilaprevir) tablets, for oral use
Initial U.S. Approval: 2017

WARNING: RISK OF HEPATITIS B VIRUS REACTIVATION IN PATIENTS COINFECTED WITH HCV AND HBV

See full prescribing information for complete boxed warning.

Hepatitis B virus (HBV) reactivation has been reported, in some cases resulting in fulminant hepatitis, hepatic failure, and death. (5.1)

INDICATIONS AND USAGE

VOSEVI is a fixed-dose combination of sofosbuvir, a hepatitis C virus (HCV) nucleotide analog NS5B polymerase inhibitor, velpatasvir, an HCV NS5A inhibitor, and voxilaprevir, an HCV NS3/4A protease inhibitor, and is indicated for the treatment of adult patients with chronic HCV infection without cirrhosis or with compensated cirrhosis (Child-Pugh A) who have (1, 2.2, 14):

- genotype 1, 2, 3, 4, 5, or 6 infection and have previously been treated with an HCV regimen containing an NS5A inhibitor.
- genotype 1a or 3 infection and have previously been treated with an HCV regimen containing sofosbuvir without an NS5A inhibitor.
 - Additional benefit of VOSEVI over sofosbuvir/velpatasvir was not shown in adults with genotype 1b, 2, 4, 5, or 6 infection previously treated with sofosbuvir without an NS5A inhibitor.

DOSAGE AND ADMINISTRATION

- Testing prior to the initiation of therapy: Test all patients for HBV infection by measuring HBsAg and anti-HBc. (2.1)
- Recommended dosage: One tablet (400 mg of sofosbuvir, 100 mg of velpatasvir, and 100 mg of voxilaprevir) taken orally once daily with food. (2.2)
- See recommended treatment regimen and duration in table below (2.2):

Genotype	Patients Previously Treated with an HCV Regimen Containing:	VOSEVI Duration
1, 2, 3, 4, 5, or 6	An NS5A inhibitor*	12 weeks
1a or 3	Sofosbuvir without an NS5A inhibitor†	12 weeks

* In clinical trials, prior NS5A inhibitor experience included daclatasvir, elbasvir, ledipasvir, ombitasvir, or velpatasvir.

† In clinical trials, prior treatment experience included sofosbuvir with or without any of the following: peginterferon alfa/ribavirin, ribavirin, HCV NS3/4A protease inhibitor (boceprevir, simeprevir, or telaprevir).

- A dosage recommendation cannot be made for patients with severe renal impairment or end stage renal disease. (2.3)
- VOSEVI is not recommended in patients with moderate or severe hepatic impairment (Child-Pugh B or C). (2.4)

DOSAGE FORMS AND STRENGTHS

Tablets: 400 mg sofosbuvir, 100 mg velpatasvir, and 100 mg voxilaprevir (3)

CONTRAINDICATIONS

Coadministration with rifampin. (4)

WARNINGS AND PRECAUTIONS

- Risk of Hepatitis B virus reactivation: Test all patients for evidence of current or prior HBV infection before initiation of HCV treatment. Monitor HCV/HBV coinfecting patients for HBV reactivation and hepatitis flare during HCV treatment and post-treatment follow-up. Initiate appropriate patient management for HBV infection as clinically indicated. (5.1)
- Bradycardia with amiodarone coadministration: Serious symptomatic bradycardia may occur in patients taking amiodarone with VOSEVI, a sofosbuvir-containing regimen, particularly in patients also receiving beta blockers, or those with underlying cardiac comorbidities and/or advanced liver disease. Coadministration of amiodarone with VOSEVI is not recommended. In patients without alternative viable treatment options, cardiac monitoring is recommended. (5.2, 7.3)

ADVERSE REACTIONS

- The most common adverse reactions (incidence greater than or equal to 10%, all grades) observed with treatment with

VOSEVI for 12 weeks were headache, fatigue, diarrhea, and nausea. (6.1)

To report SUSPECTED ADVERSE REACTIONS, contact Gilead Sciences, Inc. at 1-800-GILEAD-5 or FDA at 1-800-FDA-1088 or www.fda.gov/medwatch.

----- **DRUG INTERACTIONS** -----

- P-gp inducers and/or moderate to potent CYP inducers (e.g., St. John's wort, carbamazepine): May decrease concentrations of sofosbuvir, velpatasvir, and/or voxilaprevir. Use of VOSEVI with P-gp inducers and/or moderate to potent CYP inducers is not recommended. (5.3, 7)
- Frequent monitoring of international normalized ratio (INR) values is recommended in patients receiving warfarin. (7.2)
- Consult the full prescribing information prior to use for potential drug interactions. (4, 5.2, 5.3, 7)

See 17 for PATIENT COUNSELING INFORMATION and FDA-approved patient labeling.

Revised: 11/2017

FULL PRESCRIBING INFORMATION: CONTENTS*

WARNING: RISK OF HEPATITIS B VIRUS REACTIVATION IN PATIENTS

COINFECTED WITH HCV AND HBV

1 INDICATIONS AND USAGE

2 DOSAGE AND ADMINISTRATION

- 2.1 Testing Prior to the Initiation of Therapy
- 2.2 Recommended Dosage
- 2.3 No Dosage Recommendations in Severe Renal Impairment and End Stage Renal Disease
- 2.4 Moderate or Severe Hepatic Impairment

3 DOSAGE FORMS AND STRENGTHS

4 CONTRAINDICATIONS

5 WARNINGS AND PRECAUTIONS

- 5.1 Risk of Hepatitis B Virus Reactivation in Patients Coinfected with HCV and HBV
- 5.2 Serious Symptomatic Bradycardia When Coadministered with Amiodarone
- 5.3 Risk of Reduced Therapeutic Effect Due to Concomitant Use of VOSEVI with Inducers of P-gp and/or Moderate to Potent Inducers of CYP

6 ADVERSE REACTIONS

- 6.1 Clinical Trials Experience
- 6.2 Postmarketing Experience

7 DRUG INTERACTIONS

- 7.1 Potential for Other Drugs to Affect VOSEVI
- 7.2 Potential for VOSEVI to Affect Other Drugs
- 7.3 Established and Potentially Significant Drug Interactions
- 7.4 Drugs without Clinically Significant Interactions with VOSEVI

8 USE IN SPECIFIC POPULATIONS

- 8.1 Pregnancy
- 8.2 Lactation
- 8.4 Pediatric Use
- 8.5 Geriatric Use
- 8.6 Renal Impairment
- 8.7 Hepatic Impairment

10 OVERDOSAGE

11 DESCRIPTION

12 CLINICAL PHARMACOLOGY

- 12.1 Mechanism of Action
- 12.2 Pharmacodynamics
- 12.3 Pharmacokinetics
- 12.4 Microbiology

13 NONCLINICAL TOXICOLOGY

- 13.1 Carcinogenesis, Mutagenesis, Impairment of Fertility

14 CLINICAL STUDIES

14.1 Description of Clinical Trials

14.2 Clinical Trials in HCV DAA-Experienced Subjects

16 HOW SUPPLIED/STORAGE AND HANDLING

17 PATIENT COUNSELING INFORMATION

* Sections or subsections omitted from the full prescribing information are not listed.

FULL PRESCRIBING INFORMATION

WARNING: RISK OF HEPATITIS B VIRUS REACTIVATION IN PATIENTS COINFECTED WITH HCV AND HBV

Test all patients for evidence of current or prior hepatitis B virus (HBV) infection before initiating treatment with VOSEVI. HBV reactivation has been reported in HCV/HBV coinfecting patients who were undergoing or had completed treatment with HCV direct-acting antivirals (DAA) and were not receiving HBV antiviral therapy. Some cases have resulted in fulminant hepatitis, hepatic failure, and death. Monitor HCV/HBV coinfecting patients for hepatitis flare or HBV reactivation during HCV treatment and post-treatment follow-up. Initiate appropriate patient management for HBV infection as clinically indicated [see Warnings and Precautions (5.1)].

1 INDICATIONS AND USAGE

VOSEVI is indicated for the treatment of adult patients with chronic hepatitis C virus (HCV) infection without cirrhosis or with compensated cirrhosis (Child-Pugh A) who have [see Dosage and Administration (2.2) and Clinical Studies (14)]:

- genotype 1, 2, 3, 4, 5, or 6 infection and have previously been treated with an HCV regimen containing an NS5A inhibitor.
- genotype 1a or 3 infection and have previously been treated with an HCV regimen containing sofosbuvir without an NS5A inhibitor.
 - Additional benefit of VOSEVI over sofosbuvir/velpatasvir was not shown in adults with genotype 1b, 2, 4, 5, or 6 infection previously treated with sofosbuvir without an NS5A inhibitor.

2 DOSAGE AND ADMINISTRATION

2.1 Testing Prior to the Initiation of Therapy

Test all patients for evidence of current or prior HBV infection by measuring hepatitis B surface antigen (HBsAg) and hepatitis B core antibody (anti-HBc) before initiating HCV treatment with VOSEVI [see Warnings and Precautions (5.1)].

2.2 Recommended Dosage

The recommended dosage of VOSEVI is one tablet, taken orally, once daily with food [see Clinical Pharmacology (12.3)]. One tablet of VOSEVI contains 400 mg of sofosbuvir, 100 mg of velpatasvir, and 100 mg of voxilaprevir. Table 1 shows the recommended treatment regimen and duration based on patient population.

Table 1 Recommended Treatment Regimen and Duration in Adults Without Cirrhosis or With Compensated Cirrhosis (Child-Pugh A)

	Patients Previously Treated	VOSEVI
--	-----------------------------	--------

Genotype	with an HCV Regimen Containing:	VOSEVI Duration
1, 2, 3, 4, 5, or 6	An NS5A inhibitor*	12 weeks
1a or 3	Sofosbuvir without an NS5A inhibitor†	12 weeks

* In clinical trials, prior NS5A inhibitor experience included daclatasvir, elbasvir, ledipasvir, ombitasvir, or velpatasvir.

† In clinical trials, prior treatment experience included sofosbuvir with or without any of the following: peginterferon alfa/ribavirin, ribavirin, HCV NS3/4A protease inhibitor (boceprevir, simeprevir, or telaprevir).

2.3 No Dosage Recommendations in Severe Renal Impairment and End Stage Renal Disease

No dosage recommendation can be given for patients with severe renal impairment (estimated Glomerular Filtration Rate [eGFR] less than 30 mL/min/1.73 m²) or with end stage renal disease (ESRD), due to higher exposures (up to 20-fold) of the predominant sofosbuvir metabolite [see *Use in Specific Populations (8.6) and Clinical Pharmacology (12.3)*].

2.4 Moderate or Severe Hepatic Impairment

VOSEVI is not recommended in patients with moderate or severe hepatic impairment (Child-Pugh B or C) due to higher exposures of voxilaprevir in these patients [see *Use in Specific Populations (8.7) and Clinical Pharmacology (12.3)*].

3 DOSAGE FORMS AND STRENGTHS

Each VOSEVI tablet contains 400 mg of sofosbuvir, 100 mg of velpatasvir, and 100 mg of voxilaprevir. The tablets are beige, capsule-shaped, film-coated, and debossed with "GSI" on one side and "3" on the other side.

4 CONTRAINDICATIONS

VOSEVI is contraindicated with rifampin [see *Drug Interactions (7.3) and Clinical Pharmacology (12.3)*].

5 WARNINGS AND PRECAUTIONS

5.1 Risk of Hepatitis B Virus Reactivation in Patients Coinfected with HCV and HBV

Hepatitis B virus (HBV) reactivation has been reported in HCV/HBV coinfecting patients who were undergoing or had completed treatment with HCV direct-acting antivirals, and who were not receiving HBV antiviral therapy. Some cases have resulted in fulminant hepatitis, hepatic failure, and death. Cases have been reported in patients who are HBsAg positive and also in patients with serologic evidence of resolved HBV infection (i.e., HBsAg negative and anti-HBc positive). HBV reactivation has also been reported in patients receiving certain immunosuppressant or chemotherapeutic agents; the risk of HBV reactivation associated with treatment with HCV direct-acting antivirals may be increased in these patients.

HBV reactivation is characterized as an abrupt increase in HBV replication manifesting as a rapid increase in serum HBV DNA level. In patients with resolved HBV infection reappearance of HBsAg can occur. Reactivation of HBV replication may be accompanied by hepatitis, i.e., increases in aminotransferase levels and, in severe cases, increases in bilirubin levels, liver failure, and death can occur.

Test all patients for evidence of current or prior HBV infection by measuring HBsAg and anti-HBc before initiating HCV treatment with VOSEVI. In patients with serologic evidence of HBV infection, monitor for clinical and laboratory signs of hepatitis flare or HBV reactivation during HCV treatment with VOSEVI and during post-treatment follow-up. Initiate appropriate patient management for HBV infection as clinically indicated.

5.2 Serious Symptomatic Bradycardia When Coadministered with Amiodarone

Postmarketing cases of symptomatic bradycardia and cases requiring pacemaker intervention have been reported when amiodarone is coadministered with a sofosbuvir-containing regimen. A fatal cardiac arrest was reported in a patient taking amiodarone who was coadministered a sofosbuvir-containing regimen (HARVONI® (ledipasvir/sofosbuvir)). Bradycardia has generally occurred within hours to days, but cases have been observed up to 2 weeks after initiating HCV treatment. Patients also taking beta blockers, or those with underlying cardiac comorbidities and/or advanced liver disease may be at increased risk for symptomatic bradycardia with coadministration of amiodarone. Bradycardia generally resolved after discontinuation of HCV treatment. The mechanism for this effect is unknown.

Coadministration of amiodarone with VOSEVI is not recommended. For patients taking amiodarone who have no other alternative viable treatment options and who will be coadministered VOSEVI:

- Counsel patients about the risk of symptomatic bradycardia.
- Cardiac monitoring in an in-patient setting for the first 48 hours of coadministration is recommended, after which outpatient or self-monitoring of the heart rate should occur on a daily basis through at least the first 2 weeks of treatment.

Patients who are taking VOSEVI who need to start amiodarone therapy due to no other alternative viable treatment options should undergo similar cardiac monitoring as outlined above.

Due to amiodarone's long half-life, patients discontinuing amiodarone just prior to starting VOSEVI should also undergo similar cardiac monitoring as outlined above.

Patients who develop signs or symptoms of bradycardia should seek medical evaluation immediately. Symptoms may include near-fainting or fainting, dizziness or lightheadedness, malaise, weakness, excessive tiredness, shortness of breath, chest pains, confusion, or memory problems [see *Adverse Reactions (6.2) and Drug Interactions (7.3)*].

5.3 Risk of Reduced Therapeutic Effect Due to Concomitant Use of VOSEVI with Inducers of P-gp and/or Moderate to Potent Inducers of CYP

Drugs that are inducers of P-gp and/or moderate to potent inducers of CYP2B6, CYP2C8, or CYP3A4 (e.g., St. John's wort, carbamazepine) may significantly decrease plasma concentrations of sofosbuvir, velpatasvir, and/or voxilaprevir, leading to potentially reduced therapeutic effect of VOSEVI. The use of these agents with VOSEVI is not recommended [see *Drug Interactions (7.3)*].

6 ADVERSE REACTIONS

The following serious adverse reactions are described below and elsewhere in labeling:

- Serious Symptomatic Bradycardia When Coadministered with Amiodarone [see *Warnings and Precautions (5.2)*].

6.1 Clinical Trials Experience

Because clinical trials are conducted under widely varying conditions, adverse reaction rates observed in the clinical trials of a drug cannot be directly compared to rates in the clinical trials of another drug and may not reflect the rates observed in practice.

Adverse Reactions in HCV-Infected Subjects without Cirrhosis or with Compensated Cirrhosis

The adverse reactions data for VOSEVI were derived from two Phase 3 clinical trials (POLARIS-1 and POLARIS-4) that evaluated a total of 445 subjects infected with genotype 1, 2, 3, 4, 5, or 6 HCV, without cirrhosis or with compensated cirrhosis (Child-Pugh A), who received VOSEVI for 12 weeks. VOSEVI was studied in placebo- and active-controlled (sofosbuvir/velpatasvir) trials [see *Clinical Studies (14.1 and 14.2)*].

The proportion of subjects who permanently discontinued treatment due to adverse events was 0.2% for subjects who received VOSEVI for 12 weeks.

The most common adverse reactions (adverse events assessed as causally related by the investigator

and at least 10%) were headache, fatigue, diarrhea, and nausea in subjects treated with VOSEVI for 12 weeks.

Table 2 lists adverse reactions (adverse events assessed as causally related by the investigator, all grades) observed in at least 5% of subjects receiving 12 weeks of treatment with VOSEVI in the Phase 3 clinical trials. The side-by-side tabulation is to simplify presentation; direct comparison across trials should not be made due to differing trial designs.

Table 2 Adverse Reactions (All Grades) Reported in $\geq 5\%$ of Subjects With HCV Without Cirrhosis or With Compensated Cirrhosis Receiving VOSEVI in POLARIS-1 and POLARIS-4

	POLARIS-1		POLARIS-4	
	VOSEVI 12 weeks (N=263)	Placebo 12 weeks (N=152)	VOSEVI 12 weeks (N=182)	SOF/VEL 12 weeks (N=151)
Headache	21%	14%	23%	23%
Fatigue	17%	15%	19%	23%
Diarrhea	13%	9%	14%	3%
Nausea	13%	7%	10%	3%
Asthenia	6%	4%	4%	6%
Insomnia	6%	3%	3%	1%

In POLARIS-1, of the subjects receiving VOSEVI who experienced adverse reactions, 99% were mild or moderate (Grade 1 or 2) in severity. In POLARIS-4, of the subjects receiving VOSEVI who experienced adverse reactions, all the reported adverse reactions were mild or moderate (Grade 1 or 2) in severity.

Less Common Adverse Reactions Reported in Clinical Trials

The following adverse reactions occurred in less than 5% of subjects without cirrhosis or with compensated cirrhosis treated with VOSEVI for 12 weeks and are included because of a potential causal relationship.

Rash: In the POLARIS-1 and POLARIS-4 trials, rash occurred in less than 1% and 2% of subjects treated with VOSEVI, respectively. Rash was reported in 1% of subjects treated with placebo in POLARIS-1, and was not reported by any subject taking sofosbuvir/velpatasvir in POLARIS-4. No serious adverse reactions of rash occurred and all rashes were mild or moderate in severity.

Depression: In the POLARIS-1 and POLARIS-4 trials, depressed mood occurred in less than 1% and 1% of subjects treated with VOSEVI, respectively. Depressed mood was not reported by any subject taking placebo in POLARIS-1 and was reported in 1% of subjects treated with sofosbuvir/velpatasvir in POLARIS-4. No serious adverse reactions of depressed mood occurred and all events were mild or moderate in severity.

Laboratory Abnormalities

Lipase Elevations: Isolated, asymptomatic lipase elevations of greater than $3\times$ ULN were observed in POLARIS-1 in 2% of subjects treated with VOSEVI and 3% of subjects treated with placebo, and in POLARIS-4 in 2% of subjects treated with VOSEVI and less than 1% of subjects treated with sofosbuvir/velpatasvir.

Creatine Kinase: Isolated, asymptomatic creatine kinase elevations greater than or equal to $10\times$ ULN were reported in POLARIS-1 in 1% of subjects treated with VOSEVI and 1% of subjects treated with placebo, and in POLARIS-4 in less than 1% of subjects treated with VOSEVI and no subjects treated with sofosbuvir/velpatasvir.

Total bilirubin: Increases in total bilirubin less than or equal to $1.5\times$ ULN were observed in subjects treated with VOSEVI due to inhibition of OATP1B1 and OATP1B3 by voxilaprevir: 4% and 6% of subjects without cirrhosis in POLARIS-1 and POLARIS-4, respectively; and 7% and 13% of subjects

with compensated cirrhosis in POLARIS-1 and POLARIS-4, respectively. No subjects experienced jaundice and total bilirubin levels decreased after completing VOSEVI treatment.

6.2 Postmarketing Experience

The following adverse reactions have been identified during post approval use of sofosbuvir-containing regimens. Because postmarketing reactions are reported voluntarily from a population of uncertain size, it is not always possible to reliably estimate their frequency or establish a causal relationship to drug exposure.

Cardiac Disorders

Serious symptomatic bradycardia has been reported in patients taking amiodarone who initiated treatment with a sofosbuvir-containing regimen [see *Warnings and Precautions (5.2) and Drug Interactions (7.3)*].

Skin and Subcutaneous Tissue Disorders

Skin rashes, sometimes with blisters or angioedema-like swelling

Angioedema

7 DRUG INTERACTIONS

7.1 Potential for Other Drugs to Affect VOSEVI

Sofosbuvir, velpatasvir, and voxilaprevir are substrates of drug transporters P-gp and BCRP while GS-331007 (predominant circulating metabolite of sofosbuvir) is not. Voxilaprevir is also a substrate of OATP1B1 and OATP1B3. In vitro, slow metabolic turnover of velpatasvir by CYP2B6, CYP2C8, and CYP3A4 and of voxilaprevir by CYP1A2, CYP2C8, and primarily CYP3A4 was observed.

Drugs that are inducers of P-gp and/or moderate to potent inducers of CYP2B6, CYP2C8, or CYP3A4 (e.g., St. John's wort, carbamazepine) may significantly decrease plasma concentrations of sofosbuvir, velpatasvir, and/or voxilaprevir leading to reduced therapeutic effect of VOSEVI. The use of these agents with VOSEVI is not recommended [see *Warnings and Precautions (5.3) and Clinical Pharmacology (12.3)*]. VOSEVI may be coadministered with P-gp, BCRP, and CYP inhibitors. The use of OATP inhibitors which may substantially increase exposure of voxilaprevir (e.g., cyclosporine) with VOSEVI is not recommended [see *Clinical Pharmacology (12.3)*].

7.2 Potential for VOSEVI to Affect Other Drugs

Velpatasvir and voxilaprevir are inhibitors of drug transporters P-gp, BCRP, OATP1B1, and OATP1B3. Velpatasvir is also an inhibitor of OATP2B1. Coadministration of VOSEVI with drugs that are substrates of these transporters may alter the exposure of such drugs. Coadministration of VOSEVI with BCRP substrates (e.g., methotrexate, mitoxantrone, imatinib, irinotecan, lapatinib, rosuvastatin, sulfasalazine, topotecan) is not recommended [see *Clinical Pharmacology (12.3)*].

Fluctuations in INR values may occur in patients receiving warfarin concomitant with HCV treatment, including treatment with VOSEVI. Frequent monitoring of INR values is recommended during treatment and post-treatment follow-up.

7.3 Established and Potentially Significant Drug Interactions

Table 3 provides a listing of established or potentially clinically significant drug interactions. The drug interactions described are based on studies conducted with either VOSEVI, the components of VOSEVI (sofosbuvir, velpatasvir, and/or voxilaprevir), or are predicted drug interactions that may occur with VOSEVI [see *Contraindications (4), Warnings and Precautions (5.2, 5.3), and Clinical Pharmacology (12.3)*].

Table 3 Potentially Significant Drug Interactions: Alteration in Dose or Regimen May Be Recommended Based on Drug Interaction Studies or Predicted Interaction*

Concomitant Drug Class:	Effect on	Clinical Effect/Recommendation
-------------------------	-----------	--------------------------------

Drug Name	Concentration†	Clinical Effect/Recommendation
Acid Reducing Agents:		
Antacids (e.g., aluminum and magnesium hydroxide) H ₂ -receptor antagonists (e.g., famotidine)‡ Proton-pump inhibitors (e.g., omeprazole)‡	↓ velpatasvir	Velpatasvir solubility decreases as pH increases. Drugs that increase gastric pH are expected to decrease concentration of velpatasvir. Separate antacid and VOSEVI administration by 4 hours. H ₂ -receptor antagonists may be administered simultaneously with or staggered from VOSEVI at a dose that does not exceed doses comparable with famotidine 40 mg twice daily. Omeprazole 20 mg can be administered with VOSEVI. Use with other proton pump-inhibitors has not been studied.
Antiarrhythmics:		
amiodarone	Effect on amiodarone, sofosbuvir, velpatasvir, and voxilaprevir concentrations unknown	Coadministration of amiodarone with VOSEVI may result in serious symptomatic bradycardia. The mechanism of this effect is unknown. Coadministration of amiodarone with VOSEVI is not recommended; if coadministration is required, cardiac monitoring is recommended [<i>see Warnings and Precautions (5.2)</i>].
digoxin‡	↑ digoxin	Therapeutic concentration monitoring of digoxin is recommended when coadministered with VOSEVI. Refer to digoxin prescribing information for monitoring and dose modification recommendations for concentration increases with unclear magnitude.
Anticoagulants:		
dabigatran etexilate‡	↑ dabigatran	Clinical monitoring of dabigatran is recommended when coadministered with VOSEVI. Refer to dabigatran etexilate prescribing information for dose modification recommendations in the setting of moderate renal impairment.
Anticonvulsants:		
carbamazepine phenytoin phenobarbital oxcarbazepine	↓ sofosbuvir ↓ velpatasvir ↓ voxilaprevir	Coadministration is not recommended.
Antimycobacterials:		
rifampin‡	↓ sofosbuvir ↓ velpatasvir ↑ voxilaprevir (single dose)	Coadministration with rifampin is contraindicated [<i>see Contraindications (4)</i>]

rifabutin rifapentine	↓ voxilaprevir (multiple dose) ↓ sofosbuvir ↓ velpatasvir ↓ voxilaprevir	Contraindications (4): Coadministration is not recommended.
Antiretrovirals:		
atazanavir [‡] lopinavir	↑ voxilaprevir	Coadministration of VOSEVI with atazanavir- or lopinavir-containing regimens is not recommended.
tipranavir/ritonavir	↓ sofosbuvir ↓ velpatasvir	Coadministration is not recommended. The effect on voxilaprevir is unknown.
efavirenz [‡]	↓ velpatasvir ↓ voxilaprevir	Coadministration of VOSEVI with efavirenz-containing regimens is not recommended.
tenofovir disoproxil fumarate (tenofovir DF) [‡]	↑ tenofovir	Monitor for tenofovir-associated adverse reactions in patients receiving VOSEVI concomitantly with a regimen containing tenofovir DF. Refer to the prescribing information of the tenofovir DF-containing product for recommendations on renal monitoring.
Herbal Supplements:		
St. John's wort	↓ sofosbuvir ↓ velpatasvir ↓ voxilaprevir	Coadministration is not recommended.
HMG-CoA Reductase Inhibitors:		
pravastatin [‡]	↑ pravastatin	Coadministration of VOSEVI with pravastatin has been shown to increase the concentration of pravastatin, which is associated with increased risk of myopathy, including rhabdomyolysis. Pravastatin may be administered with VOSEVI at a dose that does not exceed pravastatin 40 mg.
rosuvastatin [‡]	↑ rosuvastatin	Coadministration of VOSEVI with rosuvastatin may significantly increase the concentration of rosuvastatin which is associated with increased risk of myopathy, including rhabdomyolysis. Coadministration of VOSEVI with rosuvastatin is not recommended.
pitavastatin	↑ pitavastatin	Coadministration with VOSEVI may increase the concentration of pitavastatin and is not recommended, due to an increased risk of myopathy, including rhabdomyolysis. Coadministration with VOSEVI may increase the concentrations of atorvastatin, fluvastatin, lovastatin,

atorvastatin [‡] fluvastatin lovastatin simvastatin	↑ atorvastatin ↑ fluvastatin ↑ lovastatin ↑ simvastatin	and simvastatin. Increased statin concentrations may increase the risk of myopathy, including rhabdomyolysis. Use the lowest approved statin dose. If higher doses are needed, use the lowest necessary statin dose based on a risk/benefit assessment.
Immunosuppressants:		
cyclosporine [‡]	↑ voxilaprevir	Coadministration of voxilaprevir with cyclosporine has been shown to substantially increase the plasma concentration of voxilaprevir, the safety of which has not been established. Coadministration of VOSEVI with cyclosporine is not recommended.

* This table is not all inclusive.

† ↓ = decrease, ↑ = increase.

‡ These interactions have been studied in healthy adults.

7.4 Drugs without Clinically Significant Interactions with VOSEVI

Based on drug interaction studies conducted with the components of VOSEVI (sofosbuvir, velpatasvir, and/or voxilaprevir) or VOSEVI, no clinically significant drug interactions have been observed with the following drugs [see *Clinical Pharmacology (12.3)*]:

- VOSEVI: cobicistat, darunavir, elvitegravir, emtricitabine, ethinyl estradiol/norgestimate, gemfibrozil, rilpivirine, ritonavir, tenofovir alafenamide, voriconazole
- Sofosbuvir/velpatasvir: dolutegravir, ketoconazole, raltegravir
- Sofosbuvir: methadone, tacrolimus

8 USE IN SPECIFIC POPULATIONS

8.1 Pregnancy

Risk Summary

No adequate human data are available to establish whether or not VOSEVI poses a risk to pregnancy outcomes. In animal reproduction studies, no evidence of adverse developmental outcomes was observed with the components of VOSEVI (sofosbuvir, velpatasvir, or voxilaprevir) at exposures greater than those in humans at the recommended human dose (RHD) [see *Data*]. During organogenesis in the mouse, rat, and rabbit, systemic exposures (AUC) of velpatasvir were approximately 23 (mice), 4 (rats), and 0.5 (rabbits) times the exposure in humans at the RHD, while exposures of voxilaprevir were approximately 141 (rats) and 4 (rabbits) times the exposure in humans at the RHD. Exposures of the predominant circulating metabolite of sofosbuvir (GS-331007) were approximately 6 (rats) and 16 (rabbits) times the exposure in humans at the RHD. In rat pre/postnatal development studies, maternal systemic exposures (AUC) for each component of VOSEVI were approximately 7 (sofosbuvir metabolite GS-331007), 3 (velpatasvir), and 238 (voxilaprevir) times the exposure in humans at the RHD.

The background risk of major birth defects and miscarriage for the indicated population is unknown. In the U.S. general population, the estimated background risk of major birth defects and miscarriage in clinically recognized pregnancies is 2–4% and 15–20%, respectively.

Data

Sofosbuvir: Sofosbuvir was administered orally to pregnant rats (up to 500 mg/kg/day) and rabbits (up to 300 mg/kg/day) on gestation days 6 to 18 and 6 to 19, respectively, and also to rats (oral doses up to

500 mg/kg/day) from gestation day 6 to lactation/post-partum day 20. No significant effects on embryo-fetal (rats and rabbits) or pre/postnatal (rats) development were observed at the highest doses tested. The systemic exposures (AUC) of the predominant circulating metabolite of sofosbuvir (GS-331007) during gestation were approximately 6 (rats) and 16 (rabbits) times the exposure in humans at the RHD.

Velpatasvir: Velpatasvir was administered orally to pregnant mice (up to 1000 mg/kg/day), rats (up to 200 mg/kg/day) and rabbits (up to 300 mg/kg/day) from gestation days 6 to 15, 6 to 17, and 7 to 20, respectively, and also to rats (oral doses up to 200 mg/kg) on gestation day 6 to lactation/post-partum day 20. No significant effects on embryo-fetal (mice, rats, and rabbits) or pre/postnatal (rats) development were observed at the highest doses tested. The systemic exposures (AUC) of velpatasvir during gestation were approximately 23 (mice), 4 (rats), and 0.5 (rabbits) times the exposure in humans at the RHD.

Voxilaprevir: Voxilaprevir was administered orally to pregnant rats (up to 100 mg/kg/day) and rabbits (up to 600 mg/kg/day) from gestation days 6 to 17, and 7 to 19, respectively, and also to rats (oral doses up to 100 mg/kg) on gestation day 6 to lactation/post-partum day 20. No significant effects on embryo-fetal (rats and rabbits) or pre/postnatal (rats) development were observed at the highest doses tested. The systemic exposures (AUC) of voxilaprevir during gestation were approximately 141 (rats), and 4 (rabbits) times the exposure in humans at the RHD.

8.2 Lactation

Risk Summary

It is not known whether the components of VOSEVI and its metabolites are present in human breast milk, affect human milk production, or have effects on the breastfed infant. When the components of VOSEVI were administered to lactating rats, GS-331007 (the predominant circulating metabolite of sofosbuvir) and velpatasvir were detected in milk, while voxilaprevir was detected in the plasma of nursing pups likely due to the presence of voxilaprevir in milk. No significant effects of any of the drugs were observed in nursing rat pups [see Data].

The developmental and health benefits of breastfeeding should be considered along with the mother's clinical need for VOSEVI and any potential adverse effects on the breastfed child from VOSEVI or from the underlying maternal condition.

Data

Sofosbuvir: No significant effects of sofosbuvir on growth or postnatal development were observed in nursing pups at the highest dose tested in rats. Maternal systemic exposure (AUC) of the predominant circulating metabolite of sofosbuvir (GS-331007) was approximately 7 times the exposure in humans at the RHD, with exposure of approximately 2% that of maternal exposure observed in nursing pups on lactation day 10. In a lactation study, sofosbuvir metabolites (primarily GS-331007) were excreted into the milk of lactating rats following administration of a single oral dose of sofosbuvir (20 mg/kg) on lactation day 2, with milk concentrations of approximately 10% that of maternal plasma concentrations observed 1 hour post-dose.

Velpatasvir: No significant effects of velpatasvir on growth or postnatal development were observed in nursing pups at the highest dose tested in rats. Maternal systemic exposure (AUC) of velpatasvir was approximately 3 times the exposure in humans at the RHD. Velpatasvir was present in the milk (approximately 173% that of maternal plasma concentrations) of lactating rats following a single oral dose of velpatasvir (30 mg/kg), and systemic exposure (AUC) in nursing pups was approximately 4% that of maternal exposure on lactation day 10.

Voxilaprevir: No significant effects of voxilaprevir on growth or postnatal development were observed in nursing pups at the highest dose tested in rats. Maternal systemic exposure (AUC) of voxilaprevir was approximately 238 times the exposure in humans at the RHD, with exposure of approximately 58% that of maternal exposure observed in nursing pups on lactation day 10.

8.4 Pediatric Use

Safety and effectiveness of VOSEVI have not been established in pediatric patients.

8.5 Geriatric Use

Clinical trials of VOSEVI included 74 subjects aged 65 and over (17% of total number of subjects in the POLARIS-1 and POLARIS-4 Phase 3 clinical trials). No overall differences in safety or effectiveness were observed between these subjects and younger subjects, and other reported clinical experience has not identified differences in responses between the elderly and younger patients, but greater sensitivity of some older individuals cannot be ruled out. No dosage adjustment of VOSEVI is warranted in geriatric patients [see *Clinical Pharmacology (12.3)*].

8.6 Renal Impairment

No dosage adjustment of VOSEVI is required for patients with mild or moderate renal impairment. The safety and efficacy of VOSEVI have not been established in patients with severe renal impairment (eGFR less than 30 mL/min/1.73 m²) or ESRD requiring hemodialysis. No dosage recommendation can be given for patients with severe renal impairment or ESRD due to higher exposures (up to 20-fold) of the predominant sofosbuvir metabolite in these patients [see *Dosage and Administration (2.3)* and *Clinical Pharmacology (12.3)*].

8.7 Hepatic Impairment

No dosage adjustment of VOSEVI is required for patients with mild hepatic impairment (Child-Pugh A). VOSEVI is not recommended in patients with moderate or severe hepatic impairment (Child-Pugh B or C) due to the higher exposures of voxilaprevir (up to 6-fold in non-HCV infected subjects); the safety and efficacy have not been established in HCV-infected patients with moderate or severe hepatic impairment [see *Dosage and Administration (2.4)* and *Clinical Pharmacology (12.3)*].

10 OVERDOSAGE

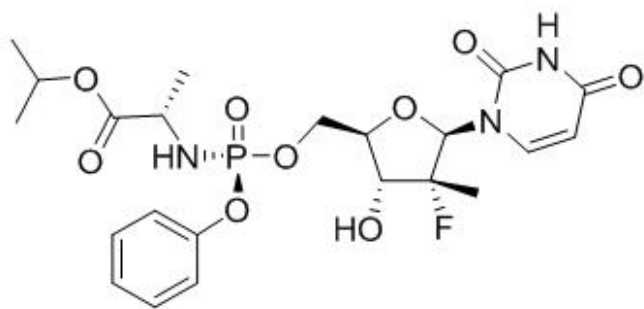
No specific antidote is available for overdose with VOSEVI. If overdose occurs the patient must be monitored for evidence of toxicity. Treatment of overdose with VOSEVI consists of general supportive measures including monitoring of vital signs as well as observation of the clinical status of the patient. Hemodialysis can efficiently remove the predominant circulating metabolite of sofosbuvir, GS-331007, with an extraction ratio of 53%. Hemodialysis is unlikely to result in significant removal of velpatasvir or voxilaprevir since velpatasvir and voxilaprevir are highly bound to plasma protein.

11 DESCRIPTION

VOSEVI is a fixed-dose combination tablet containing sofosbuvir, velpatasvir, and voxilaprevir for oral administration. Sofosbuvir is a nucleotide analog HCV NS5B polymerase inhibitor, velpatasvir is an NS5A inhibitor, and voxilaprevir is an NS3/4A protease inhibitor.

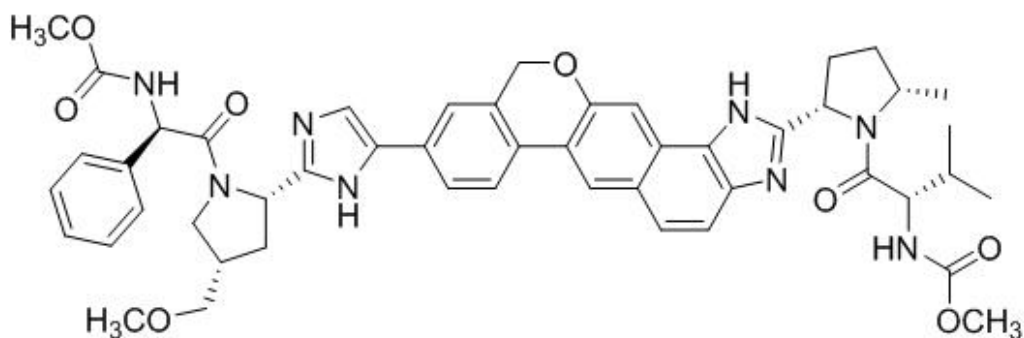
Each tablet contains 400 mg sofosbuvir, 100 mg velpatasvir, and 100 mg of voxilaprevir. The tablets include the following inactive ingredients: colloidal silicon dioxide, copovidone, croscarmellose sodium, lactose monohydrate, magnesium stearate, and microcrystalline cellulose. The tablets are film-coated with a coating material containing the following inactive ingredients: ferrous ferric oxide, iron oxide red, iron oxide yellow, polyethylene glycol, polyvinyl alcohol, talc, and titanium dioxide.

Sofosbuvir: The IUPAC name for sofosbuvir is (S)-Isopropyl 2-(((S)-(((2R,3R,4R,5R)-5-(2,4-dioxo-3,4-dihydropyrimidin-1(2H)-yl)-4-fluoro-3-hydroxy-4-methyltetrahydrofuran-2-yl)methoxy)-(phenoxy)phosphorylamino)propanoate. It has a molecular formula of C₂₂H₂₉FN₃O₉P and a molecular weight of 529.45. It has the following structural formula:



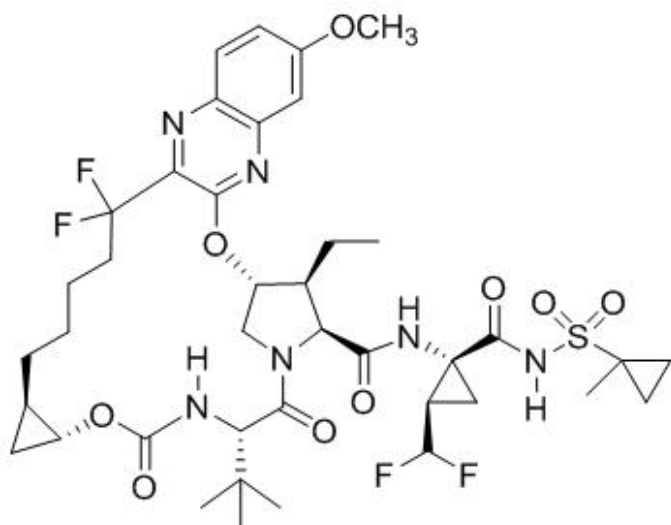
Sofosbuvir is a white to off-white crystalline solid with a solubility of at least 2 mg/mL across the pH range of 2–7.7 at 37 °C and is slightly soluble in water.

Velpatasvir: The IUPAC name for velpatasvir is Methyl {(1*R*)-2-[(2*S*,4*S*)-2-(5-{2-[(2*S*,5*S*)-1-{(2*S*)-2-[(methoxycarbonyl)amino]-3-methylbutanoyl}-5-methylpyrrolidin-2-yl]-1,11-dihydro[2]benzopyrano[4',3':6,7]naphtho[1,2-*d*]imidazol-9-yl}-1*H*-imidazol-2-yl)-4-(methoxymethyl)pyrrolidin-1-yl]-2-oxo-1-phenylethyl} carbamate. It has a molecular formula of C₄₉H₅₄N₈O₈ and a molecular weight of 883.0. It has the following structural formula:



Velpatasvir is practically insoluble (less than 0.1 mg/mL) above pH 5, slightly soluble (3.6 mg/mL) at pH 2, and soluble (greater than 36 mg/mL) at pH 1.2.

Voxilaprevir: The IUPAC name for voxilaprevir is (1*aR*,5*S*,8*S*,9*S*,10*R*,22*aR*)-5-*tert*-butyl-*N*-{(1*R*,2*R*)-2-(difluoromethyl)-1-[(1-methylcyclopropanesulfonyl) carbamoyl] cyclopropyl}-9-ethyl-18,18-difluoro-14-methoxy-3,6-dioxo-1,1*a*,3,4,5,6,9,10,18,19,20,21, 22,22*a*-tetradecahydro-8*H*-7,10-methanocyclopropa[18,19][1,10,3,6] dioxadiazacyclononadecino[11,12-*b*]quinoxaline-8-carboxamide. It has a molecular formula of C₄₀H₅₂F₄N₆O₉S and a molecular weight of 868.9. It has the following structural formula:



Voxilaprevir is a white to light brown solid. It is slightly hygroscopic to hygroscopic. Voxilaprevir is practically insoluble (less than 0.1 mg/mL) below pH 6.8.

12 CLINICAL PHARMACOLOGY

12.1 Mechanism of Action

VOSEVI is a fixed-dose combination of sofosbuvir, velpatasvir, and voxilaprevir which are DAA agents against the hepatitis C virus [see *Microbiology (12.4)*].

12.2 Pharmacodynamics

Cardiac Electrophysiology

The effect of sofosbuvir 400 mg (recommended dosage) and 1200 mg (3 times the recommended dosage) on QTc interval was evaluated in an active-controlled (moxifloxacin 400 mg) thorough QT trial. At a dose 3 times the recommended dose, sofosbuvir does not prolong QTc to any clinically relevant extent.

The effect of velpatasvir 500 mg (5 times the recommended dosage) was evaluated in an active-controlled (moxifloxacin 400 mg) thorough QT trial. At a dose 5 times the recommended dose, velpatasvir does not prolong QTc interval to any clinically relevant extent.

The effect of voxilaprevir 900 mg (9 times the recommended dosage) was evaluated in an active-controlled (moxifloxacin 400 mg) thorough QT trial. At a dose 9 times the recommended dose, voxilaprevir does not prolong QTc interval to any clinically relevant extent.

12.3 Pharmacokinetics

The pharmacokinetic properties of the components of VOSEVI are provided in Table 4. The multiple dose pharmacokinetic parameters of sofosbuvir and its metabolite GS-331007, velpatasvir, and voxilaprevir are provided in Table 5.

Table 4 Pharmacokinetic Properties of the Components of VOSEVI

	Sofosbuvir	Velpatasvir	Voxilaprevir
Absorption			
T _{max} (h)	2	4	4
Effect of food (relative to fasting)*	↑ 64% to 144%	↑ 40% to 166%	↑ 112% to 435%
Distribution			
% Bound to human plasma proteins	61–65	>99	>99
Blood-to-plasma ratio	0.7	0.5–0.7	0.5–0.8
Metabolism			
Metabolism	Cathepsin A CES1 HINT1	CYP2B6 CYP2C8 CYP3A4	CYP3A4
Elimination			
Major route of elimination	SOF: metabolism GS-331007 [†] : glomerular filtration and active tubular secretion	Biliary excretion	Biliary excretion
t _{1/2} (h) [‡]	SOF: 0.5 GS-331007 [†] : 29	17	33
% Of dose excreted in urine [§]	80 [¶]	0.4	0

% Of dose excreted in feces [§]	14	94 (77% as parent)	94 (40% as parent)
--	----	--------------------	--------------------

CES1 = carboxylesterase 1; HINT1 = histidine triad nucleotide-binding protein 1.

* Values refer to geometric mean systemic exposure. VOSEVI should be taken with food.

† GS-331007 is the primary circulating nucleotide metabolite of SOF.

‡ $t_{1/2}$ values refer to median terminal plasma half-life.

§ Single dose administration of [¹⁴C] SOF, [¹⁴C] VEL, [¹⁴C] VOX in mass balance studies.

¶ Predominantly as GS-331007.

Percent of dose.

Table 5 Multiple Dose Pharmacokinetic Parameters of Sofosbuvir and its Metabolite, GS-331007, Velpatasvir, and Voxilaprevir Following Oral Administration in HCV-Infected Adults

Parameter Mean (% CV)	Sofosbuvir*	GS-331007†	Velpatasvir‡	Voxilaprevir§
C _{max} (nanogram per mL)	678 (35.4)	744 (28.3)	311 (56.1)	192 (85.8)
AUC _{tau} (nanogram·hr per mL)	1665 (30.1)	12834 (29.0)	4041 (48.6)	2577 (73.7)
C _{trough} (nanogram per mL)	NA	NA	51 (64.7)	47 (82.0)

CV = coefficient of variation; NA = not applicable.

* From Population PK analysis, N = 1038

† From Population PK analysis, N = 1593

‡ From Population PK analysis, N = 1595

§ From Population PK analysis, N = 1591

Sofosbuvir and GS-331007 AUC_{0–24} and C_{max} were similar in healthy adult subjects and subjects with HCV infection. Relative to healthy subjects (N=137), velpatasvir AUC_{0–24} and C_{max} were 41% lower and 39% lower, respectively, in HCV-infected subjects. Relative to healthy subjects (N=63), voxilaprevir AUC_{0–24} and C_{max} were both 260% higher in HCV-infected subjects.

Sofosbuvir and GS-331007 AUCs are near dose-proportional over the dose range of 200 mg to 1200 mg. Velpatasvir AUC increases in a greater than proportional manner from 5 to 50 mg and in a less than proportional manner from 50 to 450 mg in healthy volunteers. However, velpatasvir exhibited near dose-proportional increase in exposures 25 mg to 150 mg in HCV-infected patients. Voxilaprevir AUC increases in a greater than proportional manner over the dose range of 100 to 900 mg when administered with food.

Specific Populations

Pediatric Patients: The pharmacokinetics of VOSEVI in pediatric patients has not been established [see *Use in Specific Populations (8.4)*].

Geriatric Patients: Population pharmacokinetic analysis in HCV-infected subjects showed that within the age range (18 to 85 years) analyzed, age did not have a clinically relevant effect on the exposure to sofosbuvir, GS-331007, velpatasvir, or voxilaprevir [see *Use in Specific Populations (8.5)*].

Patients with Renal Impairment:

The pharmacokinetics of sofosbuvir were studied in HCV-negative subjects with mild (eGFR between 50 to less than 80 mL/min/1.73 m²) moderate (eGFR between 30 to less than 50 mL/min/1.73 m²) severe

50 to less than 30 mL/min/1.73 m²), moderate (eGFR between 30 to less than 30 mL/min/1.73 m²), severe renal impairment (eGFR less than 30 mL/min/1.73 m²), and subjects with ESRD requiring hemodialysis following a single 400 mg dose of sofosbuvir. Relative to subjects with normal renal function (eGFR greater than 80 mL/min/1.73 m²), the sofosbuvir AUC_{0–inf} was 61%, 107%, and 171% higher in subjects with mild, moderate, and severe renal impairment, while the GS-331007 AUC_{0–inf} was 55%, 88%, and 451% higher, respectively. In subjects with ESRD, relative to subjects with normal renal function, sofosbuvir and GS-331007 AUC_{0–inf} was 28% and 1280% higher when sofosbuvir was dosed 1 hour before hemodialysis compared with 60% and 2070% higher when sofosbuvir was dosed 1 hour after hemodialysis, respectively. A 4-hour hemodialysis session removed approximately 18% of administered dose of sofosbuvir [see *Dosage and Administration (2.3) and Use in Specific Populations (8.6)*].

The pharmacokinetics of velpatasvir were studied with a single dose of 100 mg velpatasvir in HCV-negative subjects with severe renal impairment (eGFR less than 30 mL/min by Cockcroft-Gault). No clinically relevant differences in velpatasvir pharmacokinetics were observed between healthy subjects and subjects with severe renal impairment.

The pharmacokinetics of voxilaprevir were studied with a single dose of 100 mg voxilaprevir in HCV-negative subjects with severe renal impairment (eGFR < 30 mL/min by Cockcroft-Gault). No clinically relevant differences in voxilaprevir pharmacokinetics were observed between healthy subjects and subjects with severe renal impairment.

Patients with Hepatic Impairment:

The pharmacokinetics of sofosbuvir were studied following 7-day dosing of 400 mg sofosbuvir in HCV-infected subjects with moderate and severe hepatic impairment (Child-Pugh B and C). Relative to subjects with normal hepatic function, the sofosbuvir AUC_{0–24} was 126% and 143% higher in subjects with moderate and severe hepatic impairment, respectively, while the GS-331007 AUC_{0–24} was 18% and 9% higher, respectively. Population pharmacokinetic analysis in HCV-infected subjects indicated that compensated cirrhosis (Child-Pugh A) had no clinically relevant effect on the exposure of sofosbuvir and GS-331007.

The pharmacokinetics of velpatasvir were studied with a single dose of 100 mg velpatasvir in HCV-negative subjects with moderate and severe hepatic impairment (Child-Pugh B and C). Velpatasvir plasma exposure (AUC_{inf}) was similar in subjects with moderate hepatic impairment, severe hepatic impairment, and control subjects with normal hepatic function. Population pharmacokinetic analysis in HCV-infected subjects indicated that compensated cirrhosis (Child-Pugh A) had no clinically relevant effect on the exposure of velpatasvir.

The pharmacokinetics of voxilaprevir were studied with a single dose of 100 mg voxilaprevir in HCV-negative subjects with moderate and severe hepatic impairment (Child-Pugh B and C). Relative to subjects with normal hepatic function, the voxilaprevir AUC_{inf} was 299% and 500% higher in subjects with moderate and severe hepatic impairment, respectively. Population pharmacokinetic analysis in HCV-infected subjects indicated that subjects with compensated cirrhosis (Child-Pugh A) had 73% higher exposure of voxilaprevir than those without cirrhosis [see *Dosage and Administration (2.4) and Use in Specific Populations (8.7)*].

Race and Gender: Population pharmacokinetics analysis in HCV-infected subjects indicated that race and gender had no clinically relevant effect on the exposure of sofosbuvir, GS-331007, velpatasvir, or voxilaprevir.

Drug Interaction Studies

After oral administration of VOSEVI, sofosbuvir is rapidly absorbed and subject to extensive first-pass hepatic extraction (hydrolysis followed by sequential phosphorylation) to form the pharmacologically active triphosphate. In clinical pharmacology studies, both sofosbuvir and the primary circulating metabolite GS-331007 (dephosphorylated nucleotide metabolite) were monitored for purposes of pharmacokinetic analyses.

Sofosbuvir, velpatasvir, and voxilaprevir are substrates of drug transporters P-gp and BCRP while GS-331007 is not. Voxilaprevir, and to a lesser extent velpatasvir, are also substrates of OATP1B1 and OATP1B3. In vitro, slow metabolic turnover of velpatasvir by CYP2B6, CYP2C8, and CYP3A4 and of

voxilaprevir by CYP1A2, CYP2C8, and primarily CYP3A4 was observed. Inducers of P-gp and/or moderate to potent inducers of CYP2B6, CYP2C8, or CYP3A4 (e.g., St. John's wort, carbamazepine) may significantly decrease plasma concentrations of sofosbuvir, velpatasvir, and/or voxilaprevir leading to reduced therapeutic effect of VOSEVI [see *Contraindications (4), Warnings and Precautions (5.3), and Drug Interactions (7.3)*]. Coadministration with drugs that inhibit P-gp and/or BCRP may increase sofosbuvir, velpatasvir, and/or voxilaprevir plasma concentrations without increasing GS-331007 plasma concentration. Coadministration with drugs that inhibit OATP may increase voxilaprevir plasma concentrations. Drugs that inhibit CYP2B6, CYP2C8, or CYP3A4 may increase plasma concentration of velpatasvir and/or voxilaprevir.

Sofosbuvir and GS-331007 are not inhibitors of drug transporters P-gp, BCRP, OATP1B1, OATP1B3, or OCT1 and GS-331007 is not an inhibitor of OAT1, OAT3, OCT2, or MATE1. Sofosbuvir and GS-331007 are not inhibitors or inducers of CYP or UGT1A1 enzymes.

Velpatasvir is an inhibitor of drug transporters P-gp, BCRP, OATP1B1, OATP1B3, and OATP2B1, and its involvement in drug interactions with these transporters is primarily limited to the process of absorption. At clinically relevant concentrations, velpatasvir is not an inhibitor of hepatic transporters OATP1A2 or OCT1, renal transporters OCT2, OAT1, OAT3 or MATE1, or CYP or UGT1A1 enzymes.

Voxilaprevir is an inhibitor of drug transporters P-gp, BCRP, OATP1B1 and OATP1B3, and its involvement in drug interactions with these transporters is primarily limited to the process of absorption. At clinically relevant concentrations, voxilaprevir is not an inhibitor of hepatic transporters OCT1, renal transporters OCT2, OAT1, OAT3 or MATE1, or CYP or UGT1A1 enzymes.

The effects of coadministered drugs on the exposure of sofosbuvir, GS-331007, velpatasvir, and voxilaprevir are shown in Table 6. The effects of sofosbuvir, velpatasvir, voxilaprevir, sofosbuvir/velpatasvir, or VOSEVI on the exposure of coadministered drugs are shown in Table 7.

Table 6 Drug Interactions: Changes in Pharmacokinetic Parameters for Sofosbuvir, GS-331007, Velpatasvir, and Voxilaprevir in the Presence of the Coadministered Drug*

Coadministered Drug		Sofosbuvir (SOF)/ Velpatasvir (VEL)/Voxilaprevir (VOX)		Geometric Mean Ratio (90% CI) of Sofosbuvir, GS-331007, Velpatasvir, and Voxilaprevir PK With/Without Coadministered Drug No Effect=1.00				
Drug	Dosage (mg)	Active Component	Dosage (mg)	N	Component	C _{max}	AUC	C _{min}
					Atazanavir + ritonavir	300 + 100 single dose	SOF/VEL/VOX	400/100/100 single dose
					GS-331007	1.05 (0.99, 1.12)	1.25 (1.16, 1.36)	NA
					velpatasvir	1.29 (1.07, 1.56)	1.93 (1.58, 2.36)	NA
					voxilaprevir	4.42 (3.65, 5.35)	4.31 (3.76, 4.93)	NA
		SOF	400 single dose	19	sofosbuvir	2.54 (1.87, 3.45)	4.53 (3.26, 6.30)	NA
	600 single				GS-331007	0.60 (0.53, 0.69)	1.04 (0.90, 1.20)	NA

Cyclosporine	dose	VEL	100 single dose	12	velpatasvir	1.56 (1.22, 2.01)	2.03 (1.51, 2.71)	NA
		VOX	100 single dose	25	voxilaprevir	19.02 (14.12, 25.62)	9.39 (7.37, 11.96)	NA
Darunavir + ritonavir + emtricitabine/ tenofovir DF	800 + 100 + 200/300 once daily	SOF/VEL/VOX + VOX	400/100/100 + 100 once daily	29	sofosbuvir	0.70 (0.62, 0.78)	0.78 (0.73, 0.83)	NA
					GS-331007	1.06 (1.01, 1.10)	1.15 (1.12, 1.19)	NA
					velpatasvir	0.78 (0.73, 0.84)	0.95 (0.88, 1.02)	1.16 (1.07, 1.26)
					voxilaprevir	1.72 (1.51, 1.97)	2.43 (2.15, 2.75)	4.00 (3.44, 4.65)
Dolutegravir	50 once daily	SOF/VEL	400/100 once daily	24	sofosbuvir	0.88 (0.80, 0.98)	0.92 (0.85, 0.99)	NA
					GS-331007	1.01 (0.93, 1.10)	0.99 (0.97, 1.01)	0.99 (0.97, 1.01)
					velpatasvir	0.94 (0.86, 1.02)	0.91 (0.84, 0.98)	0.88 (0.82, 0.94)
Efavirenz/emtricitabine/tenofovir DF [†]	600/200/300 once daily	SOF/VEL	400/100 once daily	14	sofosbuvir	1.38 (1.14, 1.67)	0.97 (0.83, 1.14)	NA
					GS-331007	0.86 (0.80, 0.93)	0.90 (0.85, 0.96)	1.01 (0.95, 1.07)
					velpatasvir	0.53 (0.43, 0.64)	0.47 (0.39, 0.57)	0.43 (0.36, 0.52)
Elvitegravir/cobicistat/emtricitabine/tenofovir alafenamide [‡]	150/150/200/10 once daily	SOF/VEL/VOX + VOX	400/100/100 + 100 once daily	29	sofosbuvir	1.27 (1.09, 1.48)	1.22 (1.12, 1.32)	NA
					GS-331007	1.28 (1.25, 1.32)	1.43 (1.39, 1.47)	NA
					velpatasvir	0.96 (0.89, 1.04)	1.16 (1.06, 1.27)	1.46 (1.30, 1.64)
					voxilaprevir	1.92 (1.63, 2.26)	2.71 (2.30, 3.19)	4.50 (3.68, 5.50)
Ketoconazole	200 twice daily	VEL	100 single dose	12	velpatasvir	1.29 (1.02, 1.64)	1.71 (1.35, 2.18)	NA
	20 to 120		100 once		sofosbuvir	0.95 (0.68, 1.33)	1.30 (1.00, 1.60)	NA

Methadone	50 to 150 daily	SOF	400 once daily	14		1.55)	1.85)	
					GS-331007	0.73 (0.65, 0.83)	1.04 (0.89, 1.22)	NA
					sofosbuvir	0.77 (0.65, 0.91)	0.73 (0.67, 0.79)	NA
					GS-331007	1.27 (1.20, 1.34)	0.97 (0.94, 1.01)	NA
					velpatasvir	0.43 (0.38, 0.49)	0.46 (0.41, 0.52)	NA
					voxilaprevir	0.76 (0.69, 0.85)	0.80 (0.74, 0.87)	NA
Omeprazole	20 once daily 2 hours prior to VOSEVI	SOF/VEL/VOX	400/100/100 single dose	34				
					sofosbuvir	0.94 (0.83, 1.06)	0.82 (0.77, 0.87)	NA
					GS-331007	1.19 (1.13, 1.26)	0.99 (0.97, 1.01)	NA
					velpatasvir	0.49 (0.43, 0.55)	0.49 (0.43, 0.55)	NA
					voxilaprevir	1.08 (0.96, 1.22)	0.95 (0.88, 1.03)	NA
	20 once daily 4 hours after VOSEVI	SOF/VEL/VOX	400/100/100 single dose	34				
					sofosbuvir	0.23 (0.19, 0.29)	0.28 (0.24, 0.32)	NA
					GS-331007	1.23 (1.14, 1.34)	0.95 (0.88, 1.03)	NA
					velpatasvir	0.29 (0.23, 0.37)	0.18 (0.15, 0.22)	NA
					voxilaprevir	0.91 (0.76, 1.10)	0.27 (0.23, 0.31)	NA
					velpatasvir	1.28 (1.05, 1.56)	1.46 (1.17, 1.83)	NA
					voxilaprevir	11.10 (8.23, 14.98)	7.91 (6.20, 10.09)	NA
Rifampin	600 once daily	SOF	400 single dose	17				
					sofosbuvir	0.23 (0.19, 0.29)	0.28 (0.24, 0.32)	NA
					GS-331007	1.23 (1.14, 1.34)	0.95 (0.88, 1.03)	NA
					velpatasvir	0.29 (0.23, 0.37)	0.18 (0.15, 0.22)	NA
					voxilaprevir	0.91 (0.76, 1.10)	0.27 (0.23, 0.31)	NA
					velpatasvir	1.28 (1.05, 1.56)	1.46 (1.17, 1.83)	NA
					voxilaprevir	11.10 (8.23, 14.98)	7.91 (6.20, 10.09)	NA
	600 single dose	VEL	100 single dose	12				
					velpatasvir	1.28 (1.05, 1.56)	1.46 (1.17, 1.83)	NA
					voxilaprevir	11.10 (8.23, 14.98)	7.91 (6.20, 10.09)	NA
					velpatasvir	0.97 (0.65, 1.43)	1.13 (0.81, 1.57)	NA
					GS-331007	0.97 (0.83, 1.14)	1.00 (0.87, 1.13)	NA
Tacrolimus	5 single dose	SOF	400 single dose	16				
					sofosbuvir	0.97 (0.65, 1.43)	1.13 (0.81, 1.57)	NA
					GS-331007	0.97 (0.83, 1.14)	1.00 (0.87, 1.13)	NA
					voxilaprevir	1.13 (0.98, 1.28)	1.84 (1.66, 2.02)	NA
Voriconazole	200 twice daily	VOX	100 single dose	24				
					voxilaprevir	1.13 (0.98, 1.28)	1.84 (1.66, 2.02)	NA

	daily		once			1.31)	2.03)	
--	-------	--	------	--	--	-------	-------	--

NA = not available/not applicable, ND = not dosed.

* All interaction studies conducted in healthy volunteers.

† Administered as ATRIPLA® (efavirenz, emtricitabine, and tenofovir DF fixed-dose combination).

‡ Administered as GENVOYA® (elvitegravir, cobicistat, emtricitabine, and tenofovir alafenamide fixed-dose combination).

No effect on the pharmacokinetic parameters of sofosbuvir, GS-331007, velpatasvir, or voxilaprevir was observed with the combination of emtricitabine, rilpivirine, and tenofovir alafenamide; famotidine; gemfibrozil; or the combination of raltegravir, emtricitabine, and tenofovir DF.

Table 7 Changes in Pharmacokinetic Parameters for Coadministered Drug in the Presence of Sofosbuvir, Velpatasvir, Voxilaprevir, or VOSEVI*

Coadministered Drug		Sofosbuvir (SOF)/ Velpatasvir (VEL)/Voxilaprevir (VOX)		Geometric Mean Ratio (90% CI) of Coadministered Drug PK With/Without Sofosbuvir, Velpatasvir, Voxilaprevir, or VOSEVI No Effect=1.00			
Drug	Dosage (mg)	Active Component	Dosage (mg)	N	C _{max}	AUC	C _{min}
					Atorvastatin	40 single dose	SOF/VEL
Cyclosporine	600 single dose	SOF	400 single dose	19	1.06 (0.94, 1.18)	0.98 (0.85, 1.14)	NA
		VEL	100 single dose	12	0.92 (0.82, 1.02)	0.88 (0.78, 1.00)	NA
		VOX	100 single dose	24	0.95 (0.88, 1.03)	0.94 (0.84, 1.06)	NA
Dabigatran etexilate	75 single dose	SOF/VEL/VOX + VOX	400/100/100 + 100 once daily	36	2.87 (2.61, 3.15)	2.61 (2.41, 2.82)	NA
Darunavir + ritonavir + emtricitabine/tenofovir DF [†]	darunavir 800 once daily	SOF/VEL/VOX + VOX	400/100/100 + 100 once daily	29	0.89 (0.85, 0.94)	0.86 (0.81, 0.91)	0.66 (0.58, 0.74)
	ritonavir 100 once daily				1.60 (1.47, 1.75)	1.45 (1.35, 1.57)	0.80 (0.72, 0.89)
	emtricitabine 200 once daily				0.88 (0.82, 0.94)	0.99 (0.96, 1.03)	1.20 (1.15, 1.26)
	tenofovir DF 300 once daily				1.48 (1.36, 1.61)	1.39 (1.32, 1.46)	1.47 (1.38, 1.56)
Digoxin	0.25 single dose	VEL	100 once daily	21	1.88 (1.71, 2.08)	1.34 (1.13, 1.60)	NA

Efavirenz/emtricitabine/tenofovir DF‡	efavirenz 600 once daily	SOF/VEL	400/100 once daily	15	0.81 (0.74, 0.89)	0.85 (0.80, 0.91)	0.90 (0.85, 0.95)
	emtricitabine 200 once daily				1.07 (0.98, 1.18)	1.07 (1.00, 1.14)	1.10 (0.97, 1.25)
	tenofovir DF 300 once daily				1.77 (1.53, 2.04)	1.81 (1.68, 1.94)	2.21 (2.00, 2.43)
Elvitegravir/cobicistat/emtricitabine/tenofovir alafenamide [§]	elvitegravir 150 once daily	SOF/VEL/VOX + VOX	400/100/100 + 100 once daily	29	0.79 (0.75, 0.85)	0.94 (0.88, 1.00)	1.32 (1.17, 1.49)
	cobicistat 150 once daily				1.23 (1.18, 1.28)	1.50 (1.44, 1.58)	3.50 (3.01, 4.07)
	emtricitabine 200 once daily				0.87 (0.84, 0.91)	0.96 (0.94, 0.99)	1.14 (1.09, 1.20)
	tenofovir alafenamide 10 once daily				0.79 (0.68, 0.92)	0.93 (0.85, 1.01)	NA
Emtricitabine/rilpivirine/tenofovir alafenamide [¶]	emtricitabine 200 once daily	SOF/VEL/VOX + VOX	400/100/100 + 100 once daily	30	0.88 (0.83, 0.93)	0.93 (0.90, 0.96)	1.07 (1.01, 1.14)
	rilpivirine 25 once daily				0.79 (0.74, 0.84)	0.80 (0.76, 0.85)	0.82 (0.77, 0.87)
	tenofovir alafenamide 25 once daily				1.32 (1.17, 1.48)	1.52 (1.43, 1.61)	NA
Pravastatin	40 single dose	SOF/VEL/VOX + VOX	400/100/100 + 100 once daily	19	1.89 (1.53, 2.34)	2.16 (1.79, 2.60)	NA
Rosuvastatin	10 single dose	SOF/VEL/VOX + VOX	400/100/100 + 100 once daily	19	18.88 (16.23, 21.96)	7.39 (6.68, 8.18)	NA
Raltegravir + emtricitabine/tenofovir DF	emtricitabine 200 once daily	SOF/VEL	400/100 once daily	30	1.08 (1.04, 1.12)	1.05 (1.03, 1.07)	1.02 (0.97, 1.08)
	tenofovir DF 300 once daily				1.46 (1.39, 1.54)	1.40 (1.34, 1.45)	1.70 (1.61, 1.79)
	raltegravir 400 twice daily				1.03 (0.74, 1.43)	0.97 (0.73, 1.28)	0.79 (0.42, 1.48)
Tacrolimus	5 single dose	SOF	400 once daily	16	0.73 (0.59, 0.90)	1.09 (0.84, 1.40)	NA

NA = not available/not applicable.

* All interaction studies conducted in healthy volunteers.

† Comparison based on exposures when administered as darunavir + ritonavir + emtricitabine/tenofovir DF.

‡ Administered as ATRIPLA (efavirenz, emtricitabine, and tenofovir DF fixed-dose combination).

§ Administered as GENVOYA (elvitegravir, cobicistat, emtricitabine, and tenofovir alafenamide fixed-dose combination).

¶ Administered as ODEFSEY[®] (emtricitabine, rilpivirine, and tenofovir alafenamide fixed-dose combination).

No effect on the pharmacokinetic parameters of the following coadministered drugs was observed with VOSEVI (ethinyl estradiol/norgestimate) or its components sofosbuvir/velpatasvir (dolutegravir) or sofosbuvir (methadone).

12.4 Microbiology

Mechanism of Action

Sofosbuvir is an inhibitor of the HCV NS5B RNA-dependent RNA polymerase, which is required for viral replication. Sofosbuvir is a nucleotide prodrug that undergoes intracellular metabolism to form the pharmacologically active uridine analog triphosphate (GS-461203), which can be incorporated into HCV RNA by the NS5B polymerase and acts as a chain terminator. In a biochemical assay, GS-461203 inhibited the polymerase activity of the recombinant NS5B from HCV genotype 1b, 2a, 3a, and 4a with an IC₅₀ value ranging from 0.36 to 3.3 μM. GS-461203 is neither an inhibitor of human DNA and RNA polymerases nor an inhibitor of mitochondrial RNA polymerase.

Velpatasvir is an inhibitor of the HCV NS5A protein, which is required for viral replication. Resistance selection in cell culture and cross-resistance studies indicate velpatasvir targets NS5A as its mode of action.

Voxilaprevir is a noncovalent, reversible inhibitor of the NS3/4A protease, which is necessary for the proteolytic cleavage of the HCV encoded polyprotein (into mature forms of the NS3, NS4A, NS4B, NS5A, and NS5B proteins) and is essential for viral replication. In a biochemical inhibition assay, voxilaprevir inhibited the proteolytic activity of recombinant NS3/4A enzymes from clinical isolates of HCV genotypes 1b and 3a with K_i values of 38 and 66 pM, respectively.

Antiviral Activity

In HCV replicon assays, sofosbuvir had median EC₅₀ values of 15–110 nM against full-length or chimeric laboratory isolates and clinical isolates from subtypes 1a, 1b, 2a, 2b, 3a, 4a, 4d, 5a, and 6a. Velpatasvir had median EC₅₀ values of 0.002–0.13 nM against full-length or chimeric laboratory isolates and clinical isolates from subtypes 1a, 1b, 2a, 2b, 3a, 4a, 4d, 4r, 5a, 6a, and 6e. Voxilaprevir had median EC₅₀ values of 0.2–6.6 nM against full-length or chimeric laboratory isolates and clinical isolates from subtypes 1a, 1b, 2a, 2b, 3a, 4a, 4d, 4r, 5a, 6a, 6e, and 6n.

Evaluation of sofosbuvir in combination with velpatasvir or voxilaprevir, as well as the combination of velpatasvir and voxilaprevir, showed no antagonistic effect in reducing HCV RNA levels in replicon cells.

Resistance

In Cell Culture

HCV replicons with reduced susceptibility to sofosbuvir have been selected in cell culture for multiple genotypes including 1b, 2a, 2b, 3a, 4a, 5a and 6a. Reduced susceptibility to sofosbuvir was associated with the nucleotide analog NS5B polymerase inhibitor resistance substitution, S282T, in all replicon genotypes examined. An M289L substitution emerged along with the S282T substitution in genotypes 2a, 5 and 6 replicons. Site-directed mutagenesis of the S282T substitution in replicons of genotype 1 to 6 conferred 2- to 18-fold reduced susceptibility to sofosbuvir.

HCV genotype 1a, 1b, 2a, 3a, 4a, 5a, and 6a replicon variants with reduced susceptibility to velpatasvir were selected in cell culture. The replicon variants developed amino acid substitutions at NS5A inhibitor resistance-associated positions 24, 28, 30, 31, 32, 58, 92, and 93. Phenotypic analysis of site-directed mutant replicons of the selected NS5A substitutions showed that single Y93H/N and the combination of L31V + Y93H/N in genotype 1a, the combination of L31V + Y93H in genotype 1b, the single substitution Y93H/S in genotype 3a, and single substitutions L31V and P32A/L/Q/R in genotype 6 conferred greater than 100-fold reduction in velpatasvir susceptibility. In the genotype 2a replicon, the single substitutions F28S and Y93H showed 91-fold and 46-fold reduced susceptibility to velpatasvir,

respectively. The single substitution Y93H conferred 3-fold reduced susceptibility to velpatasvir in genotype 4a replicons. Combinations of these NS5A substitutions often showed greater reductions in susceptibility to velpatasvir than single substitutions alone.

HCV genotype 1a, 1b, 2a, 3a, 4a, 5a, and 6a replicon variants with reduced susceptibility to voxilaprevir were selected in cell culture. Amino acid substitutions were selected at NS3/4A protease inhibitor resistance-associated positions 41, 156, and 168. Site-directed mutagenesis of NS3 resistance-associated substitutions showed that substitutions conferring a greater than 100-fold reduction in voxilaprevir susceptibility were A156L/T in genotype 1a, A156T/V in genotype 1b, A156L/V in genotype 2a, A156T/V in genotype 3a, and A156L/T/V in genotype 4. Combinations of these NS3 substitutions often showed greater reductions in susceptibility to voxilaprevir than single substitutions alone.

In Clinical Trials

Of the 263 NS5A inhibitor-experienced subjects treated with VOSEVI for 12 weeks in POLARIS-1, 7 of 263 (3%) subjects (2 with genotype 1a, 4 with genotype 3a, and 1 with genotype 4d) did not achieve SVR12 and qualified for resistance analysis; 6 relapsed and 1 experienced virologic breakthrough. All the virologic failures had cirrhosis and all had a previous DAA regimen containing sofosbuvir; 3 were previously treated with ledipasvir/sofosbuvir, 2 were previously treated with sofosbuvir/velpatasvir, and 2 were previously treated with daclatasvir and sofosbuvir. Six of the 7 virologic failures had baseline NS5A inhibitor resistance-associated substitutions at position 30 or 93. All 7 virologic failures had NS5A resistance-associated substitutions at failure using a sensitivity threshold of 1% of the viral population.

Of the 2 genotype 1a virologic failure subjects, one subject with virologic breakthrough at Week 12 had virus with the NS5A resistance-associated substitution Q30T at baseline and failure and emergent NS5A resistance-associated substitutions L31M and Y93H at breakthrough; the other subject had virus with the NS5A resistance-associated substitution Y93N at baseline and relapse and emergence of low-level K24R (1.2%) in NS5A and V36A (2%) in NS3 at relapse.

Of the 4 genotype 3a virologic failure subjects, one subject had virus with emergent NS5A resistance-associated substitution E92K. Two subjects had virus with Y93H at relapse that was enriched from baseline. The remaining subject had virus with the NS5A resistance-associated substitution A30K at baseline and relapse and emergence of low-level Q41K (2%), V55A (3%) and R155M (1%) substitutions in NS3 at relapse.

The genotype 4d subject who relapsed had virus with emergent NS5A resistance-associated substitution Y93H.

No NS5B nucleotide analog inhibitor resistance-associated substitutions emerged among the virologic failure subjects from POLARIS-1.

In POLARIS-4, of the 182 DAA-experienced subjects who had not received an NS5A inhibitor treated with VOSEVI for 12 weeks, 1 subject (genotype 1a) of 182 (1%) subjects relapsed and qualified for resistance analysis. The NS5A resistance-associated substitution M28T (7.5%) emerged in this subject at relapse. No NS3/4A protease inhibitor or nucleotide analog NS5B inhibitor substitutions were observed in this subject at relapse.

Persistence of Resistance-Associated Substitutions

No data are available on the persistence of sofosbuvir, velpatasvir or voxilaprevir resistance-associated substitutions. NS5A inhibitor resistance-associated substitutions observed with administration of other NS5A inhibitors have been found to persist for longer than 1 year in most patients. The long-term clinical impact of the emergence or persistence of virus containing sofosbuvir, velpatasvir, or voxilaprevir resistance-associated substitutions is unknown.

Effect of Baseline HCV Variants on Treatment Response

Analyses were conducted to explore the association between SVR12 rates and preexisting baseline NS3/4A protease inhibitor and NS5A inhibitor resistance-associated substitutions for subjects in POLARIS-1 and POLARIS-4. Amino acid positions considered in resistance analyses included NS3 positions 36, 41, 43, 54, 55, 56, 155, 156, and 168, and NS5A positions 24, 28, 30, 31, 58, 92, or 93.

Baseline resistance-associated amino acid substitutions, which may include natural polymorphisms or prior treatment-emergent substitutions relative to subtype-specific references, were identified by next generation sequencing analysis using a sensitivity threshold of 15% of the viral population.

Overall, the presence of baseline NS3/4A protease inhibitor, NS5A inhibitor, and nucleotide analog NS5B polymerase inhibitor resistance-associated substitutions did not alter the SVR rates for DAA-experienced subjects in the POLARIS-1 and POLARIS-4 trials who received 12 weeks of VOSEVI. For subjects treated with VOSEVI for 12 weeks, SVR12 rates in subjects with or without baseline NS3 and NS5A resistance-associated substitutions in the POLARIS-1 and POLARIS-4 trials were all greater than or equal to 97%.

In POLARIS 1, which included NS5A inhibitor-experienced subjects, 79% (206/260) of subjects had baseline NS5A resistance-associated substitutions across all genotypes. The most prevalent NS5A resistance-associated substitutions were at primary resistance-associated amino acid positions 30 (97/206; 47%), 31 (58/206; 28%) and 93 (103/206; 50%). Fifty-five percent (n=113/206) of the subjects had a single NS5A resistance-associated substitution, while 2 resistance-associated substitutions were detected in 65/206 subjects (32%) and 3 or more were detected in 28/206 subjects (14%). Overall prevalence of NS3/4A protease inhibitor resistance-associated substitutions across all genotypes was 15% (37/248). The most prevalent NS3 resistance-associated substitutions were at positions 36 (5/17; 29%) and 168 (7/17; 41%) in genotype 1a and position 56 in genotype 1b (8/12; 67%). Substitutions at positions 36, 56, or 168 were detected in 1–2 subjects for each genotype 2, 3 or 4.

In POLARIS-4, which included DAA-experienced subjects who had not received an NS5A inhibitor, 32% (57/177) of subjects who received 12 weeks of VOSEVI had baseline NS5A inhibitor resistance-associated substitutions. Most of the subjects had a single NS5A resistance-associated substitution (n=40; 70%). The most prevalent NS5A resistance-associated substitution was at amino acid position 31 (n=27; 47%). Overall prevalence of baseline NS3/4A protease inhibitor resistance-associated substitutions was 12% (21/169). The most prevalent NS3 resistance-associated substitutions were at positions 55 (5/10) and 168 (3/10) in genotype 1a, position 56 in genotype 1b (3/5) and genotype 2 (3/3), and at position 168 in genotype 4 (3/3).

SVR12 was achieved in 18 of 19 (95%) subjects who had baseline nucleotide analog NS5B polymerase inhibitor resistance-associated substitutions in POLARIS-1, including 2 subjects who had virus with the S282T nucleotide analog NS5B polymerase inhibitor resistance-associated substitution in addition to NS5A resistance-associated substitutions at baseline. In POLARIS-4, a total of 14 subjects had virus with nucleotide analog NS5B polymerase inhibitor resistance-associated substitutions at baseline and all achieved SVR12.

Cross Resistance

Cross-resistance is possible between HCV NS3/4A protease inhibitors and between HCV NS5A inhibitors by class. Sofosbuvir, velpatasvir, and voxilaprevir were each active against substitutions associated with resistance to other classes of DAAs with different mechanisms of actions (e.g., voxilaprevir was fully active against virus with NS5A resistance-associated substitutions and nucleotide analog NS5B inhibitor resistance-associated substitutions).

13 NONCLINICAL TOXICOLOGY

13.1 Carcinogenesis, Mutagenesis, Impairment of Fertility

Carcinogenesis and Mutagenesis

Sofosbuvir: Sofosbuvir was not genotoxic in a battery of in vitro or in vivo assays, including bacterial mutagenicity, chromosome aberration using human peripheral blood lymphocytes and in vivo mouse micronucleus assays.

Sofosbuvir was not carcinogenic in a 2-year mouse study (up to 200 mg/kg/day in males and 600 mg/kg/day in females) and in a 2-year rat study (up to 750 mg/kg/day), resulting in exposures of the predominant circulating metabolite GS-331007 of approximately 4 and 17 times (in male and female mice, respectively) and 9 times (in rats) the exposure in humans at the recommended human dose (RHD).

Velpatasvir: Velpatasvir was not genotoxic in a battery of in vitro or in vivo assays, including bacterial mutagenicity, chromosome aberration using human peripheral blood lymphocytes, and in vivo rat micronucleus assays.

Velpatasvir was not carcinogenic in a 26-week transgenic mouse study (up to 1000 mg/kg/day). A carcinogenicity study in rats is ongoing.

Voxilaprevir: Voxilaprevir was not genotoxic in a battery of in vitro or in vivo assays, including bacterial mutagenicity, chromosome aberration using human peripheral blood lymphocytes and in vivo rat micronucleus assays.

Carcinogenicity studies for voxilaprevir have not been conducted.

Impairment of Fertility

Sofosbuvir: Sofosbuvir had no effects on embryo-fetal viability or on fertility when evaluated in rats. At the highest dose tested, AUC exposure to the predominant circulating metabolite GS-331007 was approximately 4 times the exposure in humans at the RHD.

Velpatasvir: Velpatasvir had no effects on embryo-fetal viability or on fertility when evaluated in rats. At the highest dose tested, velpatasvir exposure was approximately 4 times the exposure in humans at the RHD.

Voxilaprevir: Voxilaprevir had no effects on embryo-fetal viability or on fertility when evaluated in rats. At the highest dose tested, voxilaprevir exposure was approximately 149 times the exposure in humans at the RHD.

14 CLINICAL STUDIES

14.1 Description of Clinical Trials

The efficacy of VOSEVI was evaluated in two Phase 3 trials in DAA-experienced subjects with genotype 1, 2, 3, 4, 5, or 6 HCV infection without cirrhosis or with compensated cirrhosis, as summarized in Table 8.

Table 8 Trials Conducted With VOSEVI in DAA-Experienced Subjects With HCV Infection

Trial	Population	Study Arms and Comparator Groups (Number of Subjects Treated)
POLARIS-1	Genotype 1, 2, 3, 4, 5, or 6 NS5A inhibitor-experienced*, without cirrhosis or with compensated cirrhosis	VOSEVI 12 weeks (263) Placebo 12 weeks (152)
POLARIS-4	Genotype 1, 2, 3, or 4 DAA-experienced† who have not received an NS5A inhibitor, without cirrhosis or with compensated cirrhosis	VOSEVI 12 weeks (182) SOF/VEL 12 weeks (151)

DAA: direct-acting antiviral; SOF: sofosbuvir; VEL: velpatasvir

* In clinical trials, prior NS5A inhibitor experience included daclatasvir, elbasvir, ledipasvir, ombitasvir, or velpatasvir.

† In clinical trials, prior treatment experience included sofosbuvir with or without any of the following: peginterferon alfa/ribavirin, ribavirin, HCV NS3/4A protease inhibitor (boceprevir, simeprevir, or telaprevir).

Serum HCV RNA values were measured during the clinical trials using the COBAS AmpliPrep/COBAS Taqman HCV test (version 2.0) with a lower limit of quantification (LLOQ) of 15

IU/mL. Sustained virologic response (SVR12), defined as HCV RNA less than LLOQ at 12 weeks after the cessation of treatment, was the primary endpoint in both trials. Relapse is defined as HCV RNA greater than or equal to LLOQ after end-of-treatment response among subjects who completed treatment. On-treatment virologic failure is defined as breakthrough, rebound, or non-response.

14.2 Clinical Trials in HCV DAA-Experienced Subjects

NS5A Inhibitor-Experienced Adults Without Cirrhosis or With Compensated Cirrhosis (POLARIS-1)

POLARIS-1 was a randomized, double-blind, placebo-controlled trial that evaluated 12 weeks of treatment with VOSEVI compared with 12 weeks of placebo in DAA-experienced subjects with genotype 1, 2, 3, 4, 5, or 6 HCV infection without cirrhosis or with compensated cirrhosis who previously failed a regimen containing an NS5A inhibitor. Subjects with genotype 1 HCV infection were randomized 1:1 to each group. Subjects with genotype 2, 3, 4, 5, or 6 HCV infection were enrolled to the VOSEVI group. Randomization was stratified by the presence or absence of cirrhosis.

Demographics and baseline characteristics were generally balanced across treatment groups. Of the 415 treated subjects, the median age was 59 years (range: 27 to 84); 77% of the subjects were male; 81% were White; 14% were Black; 6% were Hispanic or Latino; 33% had a baseline body mass index at least 30 kg/m²; the majority of subjects had genotype 1 (72%) or genotype 3 (19%) HCV infection; 82% had a non-CC IL28B genotype (CT or TT); 74% had baseline HCV RNA levels at least 800,000 IU/mL; and 41% had compensated cirrhosis. In the POLARIS-1 trial, prior DAA regimens contained the following NS5A inhibitors: ledipasvir (51%), daclatasvir (27%), ombitasvir (11%), velpatasvir (7%), and elbasvir (3%).

Table 9 presents the SVR12 by HCV genotype for the POLARIS-1 trial. No subjects in the placebo group achieved SVR12.

Table 9 POLARIS-1 Trial: Virologic Outcomes by HCV Genotype in VOSEVI-Treated Subjects Without Cirrhosis or With Compensated Cirrhosis (12 Weeks After Treatment)

	VOSEVI 12 Weeks (N=263)								
	Total (all GTs)* (N=263)	GT-1			GT-2 (N=5)	GT-3 (N=78)	GT-4 (N=22)	GT-5 (N=1)	GT-6 (N=6)
		GT-1a (N=101)	GT-1b (N=45)	Total† (N=150)					
SVR12	96% (253/263)	96% (97/101)	100% (45/45)	97% (146/150)	100% (5/5)	95% (74/78)	91% (20/22)	100% (1/1)	100% (6/6)
Outcome for Subjects without SVR									
On-Treatment Virologic Failure	<1% (1/263)	1% (1/101)	0/45	1% (1/150)	0/5	0/78	0/22	0/1	0/6
Relapse‡	2% (6/261)	1% (1/100)	0/45	1% (1/149)	0/5	5% (4/78)	5% (1/21)	0/1	0/6
Other§	1% (3/263)	2% (2/101)	0/45	1% (2/150)	0/5	0/78	5% (1/22)	0/1	0/6

GT: genotype

* One subject with undetermined genotype achieved SVR12.

† Four subjects had GT-1 subtypes other than GT-1a or GT-1b; all 4 subjects achieved SVR12.

‡ The denominator for relapse is the number of subjects with HCV RNA <LLOQ at the end-of-treatment assessment.

§ Other includes subjects who discontinued due to adverse event, lost to follow-up, or subject withdrawal.

DAA-Experienced Adults Without Cirrhosis or With Compensated Cirrhosis Who Had Not Received An NS5A Inhibitor (POLARIS-4)

POLARIS-4 was a randomized, open-label trial that evaluated 12 weeks of treatment with VOSEVI and 12 weeks of treatment with SOF/VEL in subjects with genotype 1, 2, 3, or 4 HCV infection without cirrhosis or with compensated cirrhosis who had previously failed a HCV DAA-containing regimen that did not include an NS5A inhibitor. Subjects whose only DAA exposure was an NS3/4A protease inhibitor were excluded. Subjects with genotype 1, 2, or 3 HCV infection were randomized 1:1 to each group. Randomization was stratified by HCV genotype and by the presence or absence of cirrhosis. Subjects with genotype 4 HCV infection were enrolled to the VOSEVI group. No subjects with genotype 5 or 6 were enrolled.

Demographics and baseline characteristics were generally balanced across treatment groups. Of the 333 treated subjects, the median age was 58 years (range: 24 to 85); 77% of the subjects were male; 87% were White, 9% were Black; 8% were Hispanic or Latino; 35% had a baseline body mass index at least 30 kg/m²; 81% had non-CC IL28B genotypes (CT or TT); 75% had baseline HCV RNA levels at least 800,000 IU/mL; and 46% had compensated cirrhosis. In the POLARIS-4 trial, prior DAA regimens contained sofosbuvir (85%) with the following: peginterferon alfa and ribavirin or ribavirin (69%), HCV NS3/4A protease inhibitor (boceprevir, simeprevir, or telaprevir; 15%) and investigational DAA (<1%). Of the 15% of subjects without prior sofosbuvir exposure, most received investigational HCV DAAs or approved HCV NS3/4A protease inhibitors, with or without peginterferon alfa and ribavirin.

Treatment with VOSEVI for 12 weeks resulted in numerically higher SVR12 rates than treatment with sofosbuvir/velpatasvir for 12 weeks in subjects with HCV genotype 1a and 3 infection. Comparable SVR12 rates were observed in subjects with HCV genotype 1b and 2 infection treated with VOSEVI for 12 weeks or with sofosbuvir/velpatasvir for 12 weeks. No comparison data are available for HCV genotypes 4, 5, and 6. Given these data, the additional benefit of VOSEVI has not been shown over sofosbuvir/velpatasvir for these genotypes and VOSEVI is only indicated for the treatment of HCV genotypes 1a or 3 infection in adults who previously received sofosbuvir without an NS5A inhibitor.

Table 10 presents the comparative virologic outcome data for HCV genotype 1, 2, and 3 subjects with prior exposure to a sofosbuvir-containing regimen.

Table 10 POLARIS-4 Trial: Virologic Outcomes by HCV Genotype in VOSEVI-Treated Subjects* and SOF/VEL-Treated Subjects* Without Cirrhosis or With Compensated Cirrhosis (12 Weeks After Treatment)

*Subjects with prior exposure to a SOF-containing regimen	VOSEVI 12 Weeks (N=139)	SOF/VEL 12 Weeks (N=125)
Overall (Genotypes 1, 2, and 3)		
SVR12	97% (135/139)	88% (110/125)
Not achieving SVR12		
On-treatment virologic failure	0% (0/139)	1% (1/125)
Relapse*	1% (1/139)	10% (13/124)
Other†	2% (3/139)	1% (1/125)
Genotype 1		
SVR12	96% (52/54)	85% (34/40)
Not achieving SVR12		
On-treatment virologic failure	0% (0/54)	0% (0/40)
Relapse*	2% (1/54)	13% (5/40)
Other†	2% (1/54)	3% (1/40)
Genotype 1a		
SVR12	97% (35/36)	82% (23/28)
Not achieving SVR12		

On-treatment virologic failure	0% (0/36)	0% (0/28)
Relapse*	3% (1/36)	18% (5/28)
Other†	0% (0/36)	0% (0/28)
Genotype 1b		
SVR12	94% (17/18)	92% (11/12)
Not achieving SVR12		
On-treatment virologic failure	0% (0/18)	0% (0/12)
Relapse*	0% (0/18)	0% (0/12)
Other†	6% (1/18)	8% (1/12)
Genotype 2		
SVR12	100% (31/31)	97% (32/33)
Not achieving SVR12		
On-treatment virologic failure	0% (0/31)	3% (1/33)
Relapse*	0% (0/31)	0% (0/32)
Other†	0% (0/31)	0% (0/33)
Genotype 3		
SVR12	96% (52/54)	85% (44/52)
Not achieving SVR12		
On-treatment virologic failure	0% (0/54)	0% (0/52)
Relapse*	0% (0/54)	15% (8/52)
Other†	4% (2/54)	0% (0/52)

* The denominator for relapse is the number of subjects with HCV RNA <LLOQ at the end-of-treatment assessment.

† Other includes subjects who discontinued due to adverse event, lost to follow-up, or subject withdrawal.

In POLARIS-4, VOSEVI was administered for 12 weeks to 18 HCV genotype 4 subjects (with or without cirrhosis) who had prior exposure to a SOF-containing regimen without an NS5A inhibitor. All subjects achieved SVR12.

16 HOW SUPPLIED/STORAGE AND HANDLING

Each VOSEVI tablet contains 400 mg of sofosbuvir, 100 mg of velpatasvir, and 100 mg of voxilaprevir. The tablets are beige, capsule-shaped, film-coated, and debossed with "GSI" on one side and "3" on the other side. Each bottle contains 28 tablets (NDC 61958-2401-1), polyester coil, silica gel desiccant, and is closed with a child-resistant closure.

Store below 30 °C (86 °F). Dispense only in original container.

17 PATIENT COUNSELING INFORMATION

Advise the patient to read the FDA-approved patient labeling (Patient Information).

Risk of Hepatitis B Virus Reactivation in Patients Coinfected with HCV and HBV

Inform patients that HBV reactivation can occur in patients coinfecting with HBV during or after treatment of HCV virus infection. Advise patients to tell their healthcare provider if they have a history of hepatitis B infection [see *Warnings and Precautions* (5.1)].

Serious Symptomatic Bradycardia When Coadministered with Amiodarone

Advise patients to seek medical evaluation immediately for symptoms of bradycardia such as near-fainting or fainting, dizziness or lightheadedness, malaise, weakness, excessive tiredness, shortness of breath, chest pain, confusion or memory problems [see *Warnings and Precautions* (5.2), *Adverse Reactions* (6.2), and *Drug Interactions* (7.3)].

Drug Interactions

Inform patients that VOSEVI may interact with other drugs. Advise patients to report to their healthcare provider the use of any other prescription or nonprescription medication or herbal products including St. John's wort [see *Warnings and Precautions (5.2, 5.3) and Drug Interactions (7)*].

Administration

Advise patients to take VOSEVI once daily on a regular dosing schedule with food. Inform patients that it is important not to miss or skip doses and to take VOSEVI for the duration that is recommended by the physician.

Manufactured and distributed by:
Gilead Sciences, Inc.
Foster City, CA 94404

VOSEVI, GENVOYA, HARVONI, and ODEFSEY are trademarks of Gilead Sciences, Inc., or its related companies. ATRIPLA is a trademark of Bristol-Myers Squibb & Gilead Sciences, LLC. All other trademarks referenced herein are the property of their respective owners.

© 2017 Gilead Sciences, Inc. All rights reserved.
209195-GS-001

Patient Information VOSEVI® (voh-SEV-ee) (sofosbuvir, velpatasvir, and voxilaprevir) tablets
What is the most important information I should know about VOSEVI? VOSEVI can cause serious side effects, including, Hepatitis B virus reactivation: Before starting treatment with VOSEVI, your healthcare provider will do blood tests to check for hepatitis B virus infection. If you have ever had hepatitis B virus infection, the hepatitis B virus could become active again during or after treatment of hepatitis C virus with VOSEVI. Hepatitis B virus becoming active again (called reactivation) may cause serious liver problems including liver failure and death. Your healthcare provider will monitor you if you are at risk for hepatitis B virus reactivation during treatment and after you stop taking VOSEVI. For more information about side effects, see the section "What are the possible side effects of VOSEVI?"
What is VOSEVI? VOSEVI is a prescription medicine used to treat adults with chronic (lasting a long time) hepatitis C virus (HCV) infection without cirrhosis or with compensated cirrhosis who have: <ul style="list-style-type: none">• genotype 1, 2, 3, 4, 5, or 6 infection and have previously been treated with an HCV regimen containing an NS5A inhibitor.• genotype 1a or 3 infection and have previously been treated with an HCV regimen containing sofosbuvir without an NS5A inhibitor.
It is not known if VOSEVI is safe and effective in children.
Do not take VOSEVI: if you also take any medicines that contain rifampin (Rifater® , Rifamate® , Rimactane® , Rifadin®)
Before taking VOSEVI, tell your healthcare provider about all your medical conditions, including if you: <ul style="list-style-type: none">• have ever had hepatitis B infection• have liver problems other than hepatitis C infection• have severe kidney problems or you are on dialysis• are pregnant or plan to become pregnant. It is not known if VOSEVI will harm your unborn baby.• are breastfeeding or plan to breastfeed. It is not known if VOSEVI passes into your breast milk. Talk to your healthcare provider about the best way to feed your baby if you take VOSEVI.

Tell your healthcare provider about all of the medicines you take, including prescription and over-the-counter medicines, vitamins, and herbal supplements. VOSEVI and other medicines may affect each other. This can cause you to have too much or not enough VOSEVI or other medicines in your body. This may affect the way VOSEVI or your other medicines work, or may cause side effects.

Keep a list of your medicines to show your healthcare provider and pharmacist.

- You can ask your healthcare provider or pharmacist for a list of medicines that interact with VOSEVI.
- **Do not start taking a new medicine without telling your healthcare provider.** Your healthcare provider can tell you if it is safe to take VOSEVI with other medicines.

How should I take VOSEVI?

- Take VOSEVI exactly as your healthcare provider tells you. Do not change your dose unless your healthcare provider tells you to.
- Do not stop taking VOSEVI without first talking with your healthcare provider.
- Take 1 VOSEVI tablet by mouth each day on a regular schedule.
- Take VOSEVI with food.
- If you need to take an antacid medicine that contains aluminum or magnesium, take it either 4 hours before or 4 hours after you take your dose of VOSEVI.
- It is important that you do not miss or skip doses of VOSEVI during treatment.
- If you take too much VOSEVI, call your healthcare provider or go to the nearest hospital emergency room right away.

What are the possible side effects of VOSEVI?

VOSEVI may cause serious side effects, including:

- **Hepatitis B virus (HBV) reactivation.** See "What is the most important information I should know about VOSEVI?"
- **Slow heart rate (bradycardia).** VOSEVI treatment may result in slowing of the heart rate along with other symptoms when taken with amiodarone (Cordarone[®], Nexterone[®], Pacerone[®]), a medicine used to treat certain heart problems. In some cases bradycardia has led to death or the need for a heart pacemaker when amiodarone is taken with medicines similar to VOSEVI that contain sofosbuvir. Get medical help right away if you take amiodarone with VOSEVI and get any of the following symptoms:
 - fainting or near-fainting
 - dizziness or lightheadedness
 - not feeling well
 - weakness
 - extreme tiredness
 - shortness of breath
 - chest pains
 - confusion
 - memory problems
- The most common side effects of VOSEVI include headache, tiredness, diarrhea, and nausea.
- These are not all the possible side effects of VOSEVI.

Call your doctor for medical advice about side effects. You may report side effects to FDA at 1-800-FDA-1088.

How should I store VOSEVI?

- Store VOSEVI below 86 °F (30 °C).
- Keep VOSEVI in its original container.

Keep VOSEVI and all medicines out of the reach of children.

General information about the safe and effective use of VOSEVI

Medicines are sometimes prescribed for purposes other than those listed in a Patient Information leaflet. Do not use VOSEVI for a condition for which it was not prescribed. Do not give VOSEVI to other people, even if they have the same symptoms that you have. It may

harm them.

You can ask your pharmacist or healthcare provider for information about VOSEVI that is written for health professionals.

What are the ingredients in VOSEVI?

Active ingredients: sofosbuvir, velpatasvir, and voxilaprevir

Inactive ingredients: colloidal silicon dioxide, copovidone, croscarmellose sodium, lactose monohydrate, magnesium stearate, and microcrystalline cellulose.

The tablet film-coat contains: ferrosulfate, iron oxide red, iron oxide yellow, polyethylene glycol, polyvinyl alcohol, talc, and titanium dioxide.

Manufactured and distributed by:

Gilead Sciences, Inc., Foster City, CA 94404

For more information, call 1-800-445-3235 or go to www.VOSEVI.com.

VOSEVI is a trademark of Gilead Sciences, Inc., or its related companies. All other trademarks referenced herein are the property of their respective owners.

©2017 Gilead Sciences, Inc. All rights reserved.

209195-GS-001

This Patient Information has been approved by the U.S. Food and Drug Administration.

Revised: 07/2017

PRINCIPAL DISPLAY PANEL - 28 Tablet Bottle Label

NDC 61958-2401-1

28 tablets

Vosevi™

(sofosbuvir, velpatasvir,
and voxilaprevir) tablets

400 mg / 100 mg / 100 mg

Take 1 tablet once daily

Note to pharmacist:

Do not cover ALERT box with pharmacy label.

**ALERT: Find out about medicines that
should NOT be taken with Vosevi**

Vosevi tablets
Each tablet contains
400 mg of sofosbuvir,
100 mg of velpatasvir
and 100 mg of voxilaprevir.
Store below 30 °C (86 °F).
Dispense only in
original container.
See package insert
for dosage and
administration.
Manufactured for:
Gilead Sciences, Inc.
Foster City, CA 94404
Made in Ireland
Rx only

NDC 61958-2401-1 28 tablets

Vosevi™
(sofosbuvir, velpatasvir,
and voxilaprevir) tablets
400 mg/100 mg/100 mg

Take 1 tablet once daily

Note to pharmacist:
Do not cover ALERT box with pharmacy label.

**ALERT: Find out about medicines that
should NOT be taken with Vosevi**

GILEAD © 2017 Gilead Sciences, Inc.

10905006

VOSEVI

sofosbuvir, velpatasvir, and voxilaprevir tablet, film coated

Product Information

Product Type	HUMAN PRESCRIPTION DRUG	Item Code (Source)	NDC:6 1958-240 1
Route of Administration	ORAL		

Active Ingredient/Active Moiety

Ingredient Name	Basis of Strength	Strength
SOFOSBUVIR (UNII: WJ6CA3ZU8B) (SOFOSBUVIR - UNII:WJ6CA3ZU8B)	SOFOSBUVIR	400 mg
VELPATASVIR (UNII: KCU0C7RS7Z) (VELPATASVIR - UNII:KCU0C7RS7Z)	VELPATASVIR	100 mg
VOXILAPREVIR (UNII: 0570F37359) (VOXILAPREVIR - UNII:0570F37359)	VOXILAPREVIR	100 mg

Inactive Ingredients

Ingredient Name	Strength
ALCOHOL (UNII: 3K9958V90M)	
COPOVIDONE K25-31 (UNII: D9C330MD8B)	
MICROCRYSTALLINE CELLULOSE (UNII: OP1R32D61U)	
CROSCARMELOSE SODIUM (UNII: M28OL1HH48)	
MAGNESIUM STEARATE (UNII: 70097M6I30)	
ACETONE (UNII: 1364PS73AF)	
LACTOSE MONOHYDRATE (UNII: EWQ57Q8I5X)	
WATER (UNII: 059QF0KO0R)	
TITANIUM DIOXIDE (UNII: 15FIX9V2JP)	
POLYETHYLENE GLYCOL 3350 (UNII: G2M7P15E5P)	
TALC (UNII: 7SEV7J4R1U)	
FERRIC OXIDE RED (UNII: 1K09F3G675)	
FERRIC OXIDE YELLOW (UNII: EX438O2MRT)	
FERROSO FERRIC OXIDE (UNII: XM0M87F357)	
POLYVINYL ALCOHOL, UNSPECIFIED (UNII: 532B59J990)	

Product Characteristics

Color	GRAY (BEIGE)	Score	no score
Shape	OVAL (CAPSULE-SHAPED)	Size	20mm
Flavor		Imprint Code	GSI3
Contains			

Packaging

#	Item Code	Package Description	Marketing Start Date	Marketing End Date
1	NDC:6 1958-240 1-1	28 in 1 BOTTLE, PLASTIC; Type 0: Not a Combination Product	07/18/2017	

Marketing Information

Marketing Category	Application Number or Monograph Citation	Marketing Start Date	Marketing End Date
---------------------------	---	-----------------------------	---------------------------

NDA

NDA209195

07/18/2017

Labeler - Gilead Sciences, Inc. (185049848)

Revised: 11/2017

Gilead Sciences, Inc.